

HOSTEL K : The New World of Togetherness

Hostel K, a 600 bedded hostel is the latest addition to the residential facility amidst the sprawling campus of Thapar University at Patiala. It is located in front of lush green sports ground and have air conditioned double occupancy accommodation with sweeping views of the large ground from the entrance lobby.



The main Entrance with double height reception area adds to the grandeur of the building, Large dining area having a capacity to cater to 200 students simultaneously and a state-of-the-art fully equipped kitchen, managed professionally by a renowned facility planning firm for an unmatched hygiene and healthy food.

- Additionally a provision of a night Canteen to facilitate late study hours for the students.
- Specific areas intended for reading, air conditioned Common Room with recreational and TV facility, Aerobics, Library, Cyber room and Gym facility to boost the playful interactivity among the students.
- A couple of Guest rooms for overnight visitors are also provided on ground floor as an additional amenity.

Each floor has strategically located multiple toilet blocks along with facilities for washing machine and water cooler, rendering easy accessibility and convenience to the students.

Apart from all of these, two large landscaped courtyards have been provided for furthering the close community interaction spaces as they have been designed to be looked at, walked around, and used by multitudes of students on a daily basis.

Welcome to the "New world of Togetherness".....Hostel K

Hostel K Allotment Procedure

The new Hostel K is open for room allotment for the students of second year who have previously registered for it through WebKiosk. The allotment shall be done online, on the website **k.thaparhostels.in** .

The **registrations** for the same shall start in the morning of **25th July 2016, Monday** and will end on **30th July 2016**. Login on the website shall be disabled during this period.




Room Selection shall start from **1st August 2016** and will end on **4th August 2016**. **Login** will only be allowed during this period.

The complete procedure is mentioned below:

- You should be using **Chrome Browser**. It is recommended to use the latest versions of these browsers.
- Your first step is to register yourself by going to the **Registration Page** and filling up all the necessary details. Make sure to enter your correct details as these can't be changed later on.
- You can book a room as an individual, or as a part of a group of two people. A group of two shall be allotted a single room.
- As a group, you will need to go to the **Group Registration Page** to enter the respective passkeys. Please note that both members need to be registered separately first, with the group option chosen as YES. You will be provided with a group passkey on successful registration.
- After your registration is completed, individual members will be able to log in through their own passkeys, while the groups can login with their group passkeys.
- When the room allotment starts on **1st August**, Login will be allowed, and upon successful login, you will be directed to the room selection page.
- You are advised to go through the hostel map to decide on the room of your choice, prior to choosing the room on the website. **Rooms will not be shown according to map during the selection.**
- On the **Selection Page** of the website, rooms will be divided in three floors, and you will be able to change tabs to access different floors. Each floor has rooms in two sections i.e. A and B.

- The book button will not be displayed until you are connected to the site successfully. Once it does, you just need to choose the room and click on the Book button. If booking is successful, you will be redirected to a page displaying the status of booking and the room number you chose. If the booking doesn't complete, contact the administration.
- The **Status of each room** will be displayed live on the Selection page, and the key for the same is as follows:

KEY












































- Room with vacancy 2 :  A105
- Room with vacancy 1 :  B104
- Room is fully booked :  A101

An example screenshot for the Selection room is shown for your convenience. The rooms are just for reference.

GROUND FLOOR

FIRST FLOOR

SECOND FLOOR

 A101	 B101	 C101	 D101
 A102	 B102	 C102	 D102
 A103	 B103	 C103	 D103
 A104	 B104	 C104	 D104
 A105	 B105	 C105	 D105
 A106	 B106	 C106	 D106
 A107	 B107	 C107	 D107
 A108	 B108	 C108	 D108
 A109	 B109	 C109	 D109
 A110	 B110	 C110	 D110
 A111		 C111	 D111

BOOK