

**FORM NO. 10BB**  
[See rule 16CC]

**Audit report under section 10(23C) of the Income-tax Act, 1961, in the case of any fund or trust or institution or any university or other educational institution or any hospital or other medical institution referred to in sub-clause (iv) or sub-clause (v) or sub-clause (vi) or sub-clause (via) of section 10(23C).**

We have examined the Balance Sheet as at 31<sup>st</sup> March, 2017 and the Income and Expenditure for the year ended on that date attached herewith of **THAPAR UNIVERSITY**.

We certify that the Balance Sheet and the Income and Expenditure Account or Profit and Loss Account are in agreement with the books of account maintained by the head office at **THAPAR CAMPUS, PATIALA**.

- I. We have obtained all the information and explanations which to the best of our knowledge and belief were necessary for the purpose of the audit.
- II. In our opinion, proper books of account have been kept by the head office and branches of the above-named educational institution so far as appears from our examination of the books of account.
- III. In our opinion and to the best of our information and according to the information given to us, the said accounts read with notes thereon, if any, give a true and fair view -
  - a) In the case of the Balance Sheet, of the state of affairs of the above-named educational institution as at 31<sup>st</sup> March, 2017 and;
  - b) In the case of Income and Expenditure Account, deficit for the year ended on 31<sup>st</sup> March, 2017.

The prescribed particulars are annexed herewith:

**For S.C. Vasudeva & Co.**  
**Chartered Accountants**  
**Firm Reg. No. 0000235N**

**PLACE: Ludhiana**  
**DATED: 08.09.2017**



  
**(Sanjiv Mohan)**  
**Partner**  
**M. No. 086066**

**ANNEXURE**  
**Statement of particulars**

**PART A**  
**GENERAL**

- 1 Name of the fund or trust or institution or any university or other educational institution or any hospital or other medical institution. : THAPAR UNIVERSITY
- 2 Address : THAPAR CAMPUS, PATIALA
- 3 Permanent Account Number : AAAAT4247P
- 4 Assessment Year : 2017-18
- 5 Sub-clause of section 10(23C) under which the fund or trust or institution or any university or other educational institution or any hospital or other medical institution is seeking exemption. : 10(23C) (vi)
- 6 Number and date of notification/approval of the fund or trust or institution or any university or other educational institution or any hospital or other medical institution. : CC/ CHD/ JUDL/ 10(23C)/ 2006-07/4485 dated 08/02/2007 read with CC/ JUDL/ 10(23C) (vi) / 2008-09/5921 dated 13/10/2008

**PART B**  
**APPLICATION OF INCOME FOR CHARITABLE OR RELIGIOUS OR EDUCATIONAL OR PHILANTHROPIC PURPOSES**

- 7 Nature of charitable/religious/educational/philanthropic activity [as referred to in sub-clauses (iv),(v),(vi) or (via) of section 10(23C)] : Educational Institution
- 8 Total income of the previous year of the fund or trust or institution or any university or other educational institution or any hospital or other medical institution : Rs. 2,14,28,95,988
- 9 Amount of income of the previous year applied during the year wholly and exclusively to the objects for which it is established : Rs. 2,65,97,32,770
- 10 Amount of income of the previous year accumulated for application, wholly and exclusively, to the objects for which it is established, to the extent it does not exceed 15% of income of that year. : Nil



- 11 Amount of income, exceeding 15% of income of the year, accumulated : Nil  
in accordance with clause (a) of the third proviso to section 10(23C)
- 12 (a) Whether, during the previous year, any part of the income, not : No  
exceeding 15% of income accumulated in any earlier year, was applied  
for purposes other than to the objects for which it is established or has  
ceased to be accumulated for application thereto?
- (b) If the answer to (a) above is 'yes', then give details of income so : Not Applicable  
applied or ceased to be so accumulated
- 13 (a) Whether, during the previous year, any part of the income of any : No  
earlier year exceeding 15% of the income, that was accumulated in  
accordance with clause (a) of the third proviso to section 10(23C) in  
that year, was applied for purposes other than to the objects for which  
it is established or has ceased to be accumulated for application  
thereto?
- (b) If the answer to (a) above is 'yes', then give details of income so : Not Applicable  
applied or ceased to be so accumulated
- 14 (a) Whether, during the previous year, any part of the income of any : No  
earlier year exceeding 15% of the income, that was accumulated in  
accordance with clause (a) of the third proviso to section 10(23C) in  
that year, was not utilized for purposes for which it was accumulated  
during the period for which it was to be accumulated?
- (b) If the answer to (a) above is 'yes', then give details thereof, together : Not Applicable  
with amount of income not so utilised.

**PART C- OTHER INFORMATION**

- 15 a) Whether any funds, other than the assets or voluntary contributions : No  
referred to in clause (b) of the third proviso to section 10(23C), were  
invested or deposited for any period during the previous year,  
otherwise than in the forms and modes specified in sub-section (5) of  
section 11.

b) If the answer to (a) above is 'yes', then give details as under:

Sl.No.	Nature of investment or deposit	Amount invested or deposited	Period of investment or deposit





16 In relation to any income being profits and gains of business, - : Not Applicable

a) whether the business was incidental to the attainment of the objectives of the fund or trust or institution or university or other educational institution or hospital or other medical institution?

b) whether separate books of account were maintained in respect of such business? : Not Applicable

(c) if the answer to (a) and/or (b) above is 'no', then state the amount of such income. : Not Applicable

17 a) whether during the previous year, any part of the accumulated income was paid or credited to any trust or institution registered under section 12AA or to any fund or trust or institution or any university or other Educational institution or any hospital or other medical institution referred to in sub-clause (iv) or sub-clause (v) or sub-clause (vi) or sub-clause (via) of clause (23C) of section 10? : No

b) if the answer to (a) above is 'yes', then give details thereof, together with the amount of income so paid or credited. : Not Applicable

18 a) whether any voluntary contribution, other than voluntary contribution in cash or voluntary contribution of the nature referred to in clause (b) of the third proviso to section 10(23C), was held during the previous year, otherwise than in any of the forms or modes specified in sub-section (5) of section 11, after the expiry of one year from the end of the previous year in which such voluntary contribution was received? : Not Applicable

(b) if the answer to (a) above is 'yes', then give details thereof, including the amount of such voluntary contribution. : Not Applicable

19 (a) whether any anonymous donation referred to in section 115BBC was received during the year? : No

(b) if the answer to (a) above is 'yes', then state the amount of such anonymous donation. : Not Applicable

**For S.C. Vasudeva & Co.**  
**Chartered Accountants**  
**Firm Reg. No. 0000235N**



**PLACE: Ludhiana**  
**DATED: 08.09.2017**

  
**(Sanjiv Mohan)**  
**Partner**  
**M. No. 086066**

# THAPAR UNIVERSITY, PATIALA

## BALANCE SHEET AS AT 31ST MARCH, 2017

SN	PARTICULARS	SCH. NO	AS AT 31.03.2017 ₹ ( '000)	AS AT 31.03.2016 ₹ ( '000)
<b>A</b>	<b>SOURCE OF FUNDS:</b>			
1	Capital Fund	1	3,952,241	3,456,515
2	Specific Donation	2	154,538	154,538
3	Grants Account	3	70,907	70,624
4	Projects & Fellowships	4	(28,957)	(19,306)
5	Industry Partners Fund		7,050	7,050
6	Alumini Fund	5	40,335	38,955
7	Security and Earnest Money	6	133,609	86,627
8	Current Liabilities	7	583,741	469,224
9	Provisions	8	408,320	396,076
	<b>Total</b>		<b>5,321,783</b>	<b>4,660,303</b>
<b>B</b>	<b>APPLICATION OF FUNDS</b>			
1	Fixed Assets	9	4,262,384	3,692,266
	Less: Accumulated Depreciation		1,812,039	1,541,075
			2,450,345	2,151,191
2	Work-in-Progress	10	810,721	85,245
3	Current Assets	11	1,739,067	2,252,797
4	Loans & Advances	12	282,331	131,305
5	Security Deposits	13	6,587	6,704
6	Grants recoverable	14	32,780	32,780
7	Scholarship ( SCs post matric )		(48)	282
	<b>Total</b>		<b>5,321,783</b>	<b>4,660,303</b>
	Notes to Accounts	25	0	0

Subject to our report of even date  
For S C Vasudeva & Co.  
Chartered Accountants  
Firm Reg. No. 000235N

**Sanjiv Mohan**  
(Partner)

M. No:086066

Date: 08.09.2017



For Thapar University

**Finance Officer**

**Finance Officer**  
Thapar University  
Patiala-147 004

**Registrar**

Registrar  
Thapar University,  
Patiala-147004 (Pb.)

**Chairman BOG**

# THAPAR UNIVERSITY, PATIALA

## INCOME & EXPENDITURE ACCOUNT FOR THE YEAR ENDED 31ST MARCH, 2017

SN	PARTICULARS	SCH. NO	For Year ended 31.03.2017 ₹ ( '000)	For Year ended 31.03.2016 ₹ ( '000)
<b>A</b>	<b>INCOME</b>			
1	Tuition Fee	15	856,811	686,332
2	Other Academic Fee	16	148,853	122,359
3	Hostel Income	17	290,828	231,103
4	Interest income	18	155,522	168,593
5	Income from facilities	19	144	113
6	Income from Enterprise activities		6,131	6,745
7	Miscellaneous income	20	57,749	61,933
	Excess of expenditure over income		133,488	108,719
	<b>Total</b>		<b>1,649,526</b>	<b>1,385,899</b>
<b>B</b>	<b>EXPENDITURE</b>			
1	Establishment Expenses	21	783,807	657,838
2	Scholarship Expenses		88,433	67,028
3	Contribution to Projects/Core		23,308	2,877
4	Student activities & Welfare expenses	22	7,582	8,088
5	Facility expenses	23	3,319	2,896
6	Other Operating Expenses	24	439,622	343,844
7	Depreciation	9	270,964	259,636
8	Provisions for Gratuity		22,952	20,512
9	Provisions for Leave Encashment		9,540	23,181
	<b>Total</b>		<b>1,649,526</b>	<b>1,385,899</b>
	Notes to Accounts	25	-	-

Subject to our report of even date  
For S C Vasudeva & Co.  
Chartered Accountants  
Firm Reg. No. 000235N

**Sanjiv Mohan**  
(Partner)  
M. No:086066  
Date: 08.09.2017



**For Thapar University**  
**Finance Officer**

**Finance Officer**  
**Thapar University**  
**Patiala-147 004**

**Chairman BOG**

**For Thapar University**  
**Registrar**

**Registrar**  
**Thapar University**  
**Patiala-147004 (Pb.)**

**Chairman BOG**

## Schedule No: 1

AS AT 31.03.2017

AS AT 31.03.2016

## Capital Fund

## (A) Internal Resources

1	NRI Student Fee	10,700	8,372
2	PG Student Fee	119,044	109,004
3	Development Fee	474,787	370,532
4	Contribution	131	184
5	LD Charges	1,960	2,302
	<b>Sub-total (A)</b>	<b>606,622</b>	<b>490,394</b>

## (C) Other Income

Development Fee-MBA	13,138	14,539
Interest Income-Sponsored Projects	276	3,672
Institute Overhead Income-Sponsored Projects	4,274	3,885
Testing, Consultancy & other income	1,978	2,085
	<b>19,666</b>	<b>24,180</b>
Less Expenses-Sponsored Projects	-	-
<b>Sub-total (B)</b>	<b>19,666</b>	<b>24,180</b>

## Total (A+B)

	<b>626,288</b>	<b>514,574</b>
Add: Opening balance	3,450,467	3,044,612
Less: Excess of Expenditure over income	(133,488)	(108,719)
<b>Grand total (C)</b>	<b>3,943,267</b>	<b>3,450,467</b>

## (D) Scholarship Fund

Opening balance	6,049	5,827
Scholarship received during the year	2,506	-
Add: Interest earned on Fund during the year	445	526
Less: Scholarship paid during the year	25	304
<b>Sub-total (D)</b>	<b>8,975</b>	<b>6,049</b>

## Grand total (C+D)

<b>3,952,241</b>	<b>3,456,515</b>
------------------	------------------



AS AT 31.03.2017

AS AT 31.03.2016

**Schedule No: 2****Specified Donations**

Opening Balance	154,538	154,538
Received during the year	-	-
Paid during the year	-	-
<b>Total</b>	<b>154,538</b>	<b>154,538</b>

**Schedule No: 3****GRANTS Account****I. AICTE-PG Scholarship Grant**

Opening Balance	2,443	2,981
Adjustment of Membership fee		(600)
Grant received during the year	1,272	1,014
Interest received during the year	124	62
<b>Sub-total</b>	<b>3,840</b>	<b>3,457</b>
Less: Scholarship disbursed during the year		-
Travel grant disbursed during the year	1,114	1,014
<b>Total (A)</b>	<b>2,726</b>	<b>2,443</b>

**II. UGC Infrastructure Grant (B)**

1,220 1,220

**III. 25% UGC Matching Grant( Corpus )(C)**

31,340 31,340

**IV. TIFAC CORE Grant (D)**

35,621 35,621

**GRAND TOTAL (A+B+C+D)****70,907 70,624**





[illegible]

SN	NAME	Grant Received upto 31-03-2016	Grant received during the year (31-03-2017)	Total Grant Received	Expenses incurred upto 31-03-2016	Expenses incurred during the year(31-03-2017)	Total Expenditure	Refund	Balance
1	Rishita Kani	481	-	481	482	-	482		(2)
2	Lavanya Khanna	879	341	1,221	831	341	1,172		48
3	Gurmeet Singh	628	-	628	746	-	726		(98)
4	Rishu Jain	762	-	762	634	-	634		128
5	Sanjeev Kumar	251	-	251	189	-	189		62
6	Methoxy	251	-	251	213	-	213		38
7	Pinkla Singla	765	506	1,271	810	261	1,071		199
8	Amandeep Kaur	631	390	1,020	604	434	1,038		(18)
9	Tina Verma	231	673	905	244	533	777		128
10	Chitrakshi Goel	1,026	-	1,026	753	188	941		85
11	Anneet Kaur	350	350	700	343	350	693		7
12	Gurjit Kaur	350	-	350	172	165	337		13
13	Madhvi Rana	350	391	741	350	361	711		30
14	Sangeeta	439	347	786	320	439	759		26
15	Smriti Sachdeva	350	350	700	350	343	693		7
16	Sukhpal Singh	-	381	381	12	381	393		(12)
17	Kuljeet kaur	-	350	350	-	130	130		220
18	Sujeet Pratap	-	946	946	-	86	86		860
	<b>Total</b>	<b>7,744</b>	<b>5,024</b>	<b>12,768</b>	<b>7,033</b>	<b>4,012</b>	<b>11,045</b>	<b>-</b>	<b>1,723</b>



Details of UGC Fellowship as on 31-03-2017

SN	NAME	Grant Received upto 31-03-2016	Grant received during the year	Total Grant Received	Expenses incurred upto 31-03-2016	Expenses incurred during the year	Total Expenditure	Refund	Balance
	UGC Main								
1	A. Jaghvendra	480	-	480	480		480		0
2	Harpreet kaur Kanwal	263	-	263	237		237		26
3	Manoj Kumar Sharma	48	-	48	48		48		-
4	Zink Jindal	65	-	65	65		65		-
5	Akshay Kumar	30	-	30	30		30		-
6	Sanjeev Kumar	44	-	44	24		24		20
7	Gurbinder Kaur	-	-	-	-		-		-
8	Navneet Kaur Chahal	437	-	437	282		282		156
9	Mahiti Gupta	668	-	668	675		675		(7)
10	Neeraj	203	-	203	138		138		65
11	Bhupinder Kaur	486	-	486	180		180		306
12	Ankita Jindal	452	-	452	-		-		452
13	Monica	254	-	254	254		254		-
14	Dinesh Pathak	482	-	482	297		297		185
15	Nidhi Adharia	910	-	910	893		893		17
16	Raj Kumar	880	-	880	492	5	496		384
17	Anita Mehta	442	-	442	430		430		13
18	Renu Rani	487	-	487	186		186		301
19	Balwant Verma	133	-	133	217		217		(84)
20	Chandni	180	-	180	411		411		(231)
21	Supreet	180	-	180	84		84	12	84
22	Manpreet Kaur	180	-	180	378		378		(198)
23	Jasdeep Kaur	814	-	814	821		821		(6)
24	Pankaj deep Kaur	8	-	8	-		-		8
25	Sakshi Chawla	204	-	204	140		140		64
26	Anita	14	-	14	-		-		14
27	Anurudh Sharma	12	-	12	-		-		12
28	Bhawana	-	-	-	15		15		(15)
29	Bhupinder Pal	14	-	14	-		-		14
30	Deepak Bhatia	9	-	9	9		9		-
31	Deepika Jain	-	-	-	1		1		(1)
32	Ghanthyam	1	-	1	-		-		1
33	Gurpreet Singh	12	-	12	12		12		-
34	Harshman Kaur	10	-	10	-		-		10
35	Hemant Sharma	-	-	-	0		0		(0)
36	Honey Agarwal	2	-	2	-		-		2
37	Jashajet Kaur	10	-	10	10		10		-
38	Jaspal Singh	2	-	2	-		-		2
39	Karin Karkia	15	-	15	15		15		-
40	Lalit Mehta	15	-	15	-		-		15
41	Navdeep Kaur Dhani	40	-	40	26		26		14



42	Neha Kapoor	27	-	-	27	14	-	14	-	12	
43	Baldeep Kaur	-	-	-	-	416	139	554	-	-	[554]
44	Pooja Singla	-	-	-	-	385	-	385	-	-	[385]
45	Santosh Kumar	528	-	-	528	483	-	483	-	-	45
46	Satish Kumar	-	-	-	-	259	-	259	-	-	[259]
47	Head-Duties	69	-	-	69	-	-	-	-	-	69
48	Deepika Jhamb	178	-	-	178	178	-	178	-	-	-
49	Yuvraj	510	398	-	908	529	378	908	-	-	0
50	Priya Shahi	452	-	-	452	446	-	446	-	-	6
51	Pallavi Gupta	-	12	-	12	443	108	551	-	-	[539]
52	Shivani Sharma	-	-	-	-	385	-	385	-	-	[385]
53	Suninderjeet Kaur	-	-	-	-	370	54	424	-	-	[424]
(i) Sub-total		10,250	410	-	10,660	10,756	684	11,440	-	12	[793]
UGC-RGNF Fellowship											
1	Ramandeep	817	-	-	817	795	-	795	-	-	22
2	Poonam	310	-	-	310	366	-	366	-	-	[55]
3	Mandeep Kaur	1,218	-	-	1,218	1,136	-	1,136	-	-	82
4	Rohit Singh Jolly	734	-	-	734	635	-	635	-	-	99
5	Nipun Mohan Agarwal	16	-	-	16	-	-	-	-	-	16
6	Pankaj Kumar	-	-	-	-	8	-	8	-	-	[8]
7	Prashant Kumar	-	-	-	-	8	-	8	-	-	[8]
8	Prince Kumar	-	-	-	-	8	-	8	-	-	[8]
9	Rajan	1	-	-	1	-	-	-	-	-	1
10	Rajesh Kumar	26	-	-	26	41	-	41	-	-	[15]
11	Samiksha	3	-	-	3	-	-	-	-	-	3
12	Shalini Rajput	26	-	-	26	-	-	-	-	-	26
13	Shilpa Narang	0	-	-	0	-	-	-	-	-	0
14	Shyamendra Singh	8	-	-	8	-	-	-	-	-	8
15	Sukhveer Singh	-	-	-	-	14	-	14	-	-	[14]
16	Sunil Kumar	3	-	-	3	-	-	-	-	-	3
17	Vineet Meshram	957	-	-	957	1,097	-	1,097	-	-	[140]
18	Poonam Bhatia	496	-	-	496	399	-	399	-	-	97
19	Vinay Kumar	249	-	-	249	247	15	262	-	-	[12]
20	Devi Fellowship	3,291	4,623	-	7,914	2,702	9,303	12,005	-	-	[4,091]
(ii) Sub-total		8,154	4,623	-	12,777	7,454	9,318	16,772	-	-	[3,995]
Total (i)-(ii)											
Total (i)-(ii)		18,404	5,033	-	23,437	18,211	10,002	28,213	-	12	[4,788]
Total Fellowship		32,414	11,228	-	43,642	31,091	14,992	46,083	-	12	[2,452]
Total		484,515	78,108	-	562,623	448,221	82,736	530,958	-	12	31,654
Other Projects											
TEQIP-II		31,975	-	-	31,975	94,175	4,399	98,574	-	-	[46,599]
COE		7,945	-	-	7,945	1,333	624	1,957	-	-	5,988
Grand Total		524,435	78,108	-	602,543	543,729	87,760	631,488	-	12	[28,957]



AS AT 31.03.2017

AS AT 31.03.2016

**Schedule No: 5****Alumini Fund**

Opening Balance	38,955	37,575
Add: Received during the year	3,715	3,331
<b>Sub-total</b>	<b>42,670</b>	<b>40,906</b>
Less: Paid During the year	2,336	1,951

**Total (A)** **40,335** **38,955**

**Schedule No: 6****Security and Earnest Money**

Contractors Security & Earnest Money	68,755	35,662
Student security	64,206	50,496
Mess Security ( LMTSM)	648	468

**Total** **133,609** **86,627**

**Schedule No: 7****Current Liabilities**

Expenses payable	10,612	2,274
Fee received in Advance	491,548	385,400
Salary Payable	71	2,094
Payable to Staff	467	1,331
Staff deduction	57	477
Unclaimed Scholarships	1,436	1,436
Scholarships Payable	4,394	3,328
Payable against Provident Fund	25,649	25,458
Provision for Expenses	26,306	23,612
Statutory Dues Payable	10,690	16,782
Student Activity Fund	100	403
Testing & Consultancy charges payable	8,441	3,723
General Grant	533	889
Student Insurance claim (unclaimed)	663	574
Other Payables	2,774	1,443
	<b>583,741</b>	<b>469,224</b>

**Schedule No: 8****Provisions**

Provisions for Gratuity	217,452	205,372
Provisions for Leave Encashment	190,868	190,705

**Total** **408,320** **396,076**



**SCHEDULE OF FIXED ASSETS**

(Rs in '000)

Schedule 9		Gross Block					Depreciation		Net Block		
SN	Description of Assets	Gross Block as on 01.04.2016	Addition Before 30.09.2016	Addition After 30.09.2016	Sale/Del/ Adjust	Gross Block as on 31.03.2017	Depreciation up to 01.04.2016	Depreciation for the year	Depreciation up to 31.03.2017	Net Block 31.03.2017	Net Block 31.03.2016
	University										
1	Office Building	651,793	-	-		651,793	270,164	38,163	308,327	343,466	381,629
2	Residences	232,046	15	2,863		234,924	56,056	8,872	64,928	169,996	175,990
3	Hostel Buildings	226,329	-	-		226,329	181,946	4,438	186,384	39,945	44,383
4	Electricals	20,662	-	-		20,662	8,273	1,858	10,132	10,530	12,388
5	Furniture	51,785	2,963	3,413		58,161	19,940	3,652	23,591	34,570	31,846
6	Lab Equipments	527,611	45,631	60,599		633,842	324,709	41,825	366,534	267,307	202,902
7	Office Equipments	47,198	2,392	6,867		56,458	26,277	4,012	30,289	26,169	20,922
8	Plant & Machinery	135,916	5,593	4,689		146,198	80,881	9,446	90,327	55,871	55,035
9	Institute Vehicle	12,166	722	-		12,888	6,733	923	7,656	5,232	5,433
10	Water Treatment Plant	3,398	-	-		3,398	255	471	726	2,671	3,143
11	Library Books	43,364	1,290	967		45,621	42,694	2,443	45,137	484	670
12	Networkings	20,074	36	2,510		22,619	4,823	2,481	7,304	15,315	15,750
	Sub-total (A)	1,972,341	58,642	81,910	-	2,112,892	1,022,751	118,585	1,141,336	971,556	949,590
	MBA Programme										
1	Lab Equipments	6,035	-	493		6,528	3,638	396	4,035	2,493	2,396
2	Plant & Machinery	1,096	693	424		2,213	534	220	754	1,459	563
3	Furnitures	4,210	-	-		4,210	1,902	231	2,132	2,077	2,308
4	Library Books	4,999	62	-		5,062	4,855	207	5,062	-	145
5	Audio Visual System	597	-	-		597	397	30	427	170	200
6	Electricals	541	253	368		1,162	85	134	219	943	456
7	Vehicle	4,536	-	-		4,536	896	546	1,442	3,094	3,640
8	Computer & Networking	344	105	371		820	81	83	164	657	763
	Sub-total (B)	22,358	1,113	1,657	-	25,128	12,388	1,848	14,235	10,893	9,971
	Distance Education Programme										
1	Lab Equipments	354	-	-		354	272	12	284	70	82
2	Office Equipments	2,160	-	-		2,160	1,524	95	1,620	540	636
3	Furnitures	941	-	-		941	466	48	513	428	476
	Sub-total (C)	3,455	-	-	-	3,455	2,262	155	2,417	1,038	1,194
	Total (D=A+B+C)	1,998,155	59,755	83,566	-	2,141,476	1,037,401	120,587	1,157,988	983,487	960,754



SN	Description of Assets	Gross Block as on 01.04.2016	Addition Before 30.09.2016	Addition After 30.09.2016	Sale/Del/Adjust	Gross Block as on 31.03.2017	Depreciation up to 01.04.2016	Depreciation for the year	Depreciation up to 31.03.2017	Net Block 31.03.2017	Net Block 31.03.2016
<b>IMT-Derabassi</b>											
1	Building	739,535	2,092	1,053	-	742,680	165,451	57,670	223,121	519,559	574,084
2	Computer & Networking	2,439	-	-	-	2,439	2,166	164	2,330	109	273
3	Leasehold Land	34,704	-	-	-	34,704	3,155	1,052	4,207	30,498	31,549
4	Fire fighting Equipment	7,234	-	-	-	7,234	2,131	765	2,897	4,338	5,103
5	Electricals	99,678	-	-	-	99,678	30,667	10,352	41,019	58,659	69,011
6	Furniture & Fixtures	28,334	-	-	-	28,334	5,269	2,307	7,576	20,759	23,065
7	Equipment	21,590	-	-	-	21,590	6,151	2,316	8,466	13,124	15,440
8	Water Treatment Plant	1,249	-	-	-	1,249	178	339	1,617	910	1,071
9	Sewage treatment Plant	8,153	-	-	-	8,153	2,162	884	3,146	5,007	5,891
10	Solar Water Heating System	2,890	-	-	-	2,890	2,783	86	2,869	22	108
<b>Total (E)</b>		<b>945,807</b>	<b>2,092</b>	<b>1,053</b>	<b>-</b>	<b>948,952</b>	<b>220,213</b>	<b>75,756</b>	<b>295,968</b>	<b>652,984</b>	<b>725,594</b>
<b>Hostel</b>											
1	Building (old)	5,419	-	-	-	5,419	4,154	126	4,281	1,138	1,265
2	Building (New)	129,592	-	-	-	129,592	42,008	8,758	50,767	78,826	87,584
3	Building (Hostel -J)	292,651	-	-	-	292,651	79,308	21,334	100,643	192,008	213,343
4	PFB-300	-	-	132,759	-	132,759	-	6,638	6,638	126,121	-
5	PFB-600	-	-	213,569	-	213,569	-	10,678	10,678	202,891	-
6	Furniture & Fixtures	43,584	52,568	740	-	96,892	16,575	7,995	24,569	72,322	27,009
7	Equipment	26,776	12,687	1,516	-	40,979	11,820	4,260	16,080	24,899	14,956
8	Computer & Networking	25,397	-	9,763	-	35,160	10,665	2,942	13,607	21,553	14,732
<b>Total (F)</b>		<b>523,419</b>	<b>65,255</b>	<b>358,347</b>	<b>-</b>	<b>947,022</b>	<b>164,531</b>	<b>67,732</b>	<b>222,263</b>	<b>719,758</b>	<b>358,888</b>
<b>Amalgamated Fund</b>											
1	Building -old	7,934	-	-	-	7,934	6,468	147	6,614	1,320	1,466
2	Machinery	2,315	-	-	-	2,315	1,580	110	1,690	624	734
3	Building	133,087	-	-	-	133,087	53,516	7,957	61,473	71,614	79,571
4	Equipments	10,123	-	-	-	10,123	1,938	1,228	3,166	6,958	8,185
5	Networking	1,100	-	-	-	1,100	235	130	365	735	865
6	Furniture	199	-	-	-	199	100	30	110	89	99
7	Ambulance	880	-	50	-	930	352	221	573	357	528
<b>Total (G)</b>		<b>155,638</b>	<b>-</b>	<b>50</b>	<b>-</b>	<b>155,688</b>	<b>64,189</b>	<b>9,803</b>	<b>73,992</b>	<b>81,697</b>	<b>91,449</b>
<b>TIFAC-Core</b>											
1	Office Building	13,595	-	-	-	13,595	12,195	140	12,335	1,259	1,399
2	Furnitures	1,330	-	-	-	1,330	1,112	22	1,134	196	218
3	Lab Equipments	51,118	-	-	-	51,118	39,300	1,773	41,073	10,045	11,818
4	Office Equipments	1,230	-	-	-	1,230	883	52	935	295	347
5	Misc Assets	587	-	-	-	587	44	81	175	461	543
<b>Total (H)</b>		<b>67,860</b>	<b>-</b>	<b>-</b>	<b>-</b>	<b>67,860</b>	<b>53,535</b>	<b>2,068</b>	<b>55,603</b>	<b>12,257</b>	<b>14,325</b>
<b>Corpus Fund</b>											
1	Building	1,386	-	-	-	1,386	1,207	18	1,225	162	179
<b>Total (I)</b>		<b>1,386</b>	<b>-</b>	<b>-</b>	<b>-</b>	<b>1,386</b>	<b>1,207</b>	<b>18</b>	<b>1,225</b>	<b>162</b>	<b>179</b>
<b>Grand Total (D+E+F+G+H+I)</b>		<b>3,692,266</b>	<b>127,102</b>	<b>443,016</b>	<b>-</b>	<b>4,262,384</b>	<b>1,541,075</b>	<b>270,964</b>	<b>1,812,039</b>	<b>2,450,345</b>	<b>2,151,191</b>



**Schedule No: 10****Work-in-Progress**

Building	810,721	85,245
<b>Total</b>	<b>810,721</b>	<b>85,245</b>

**Schedule No: 11****Current Assets**

Balance with Schedule Banks	262,635	111,984
Fixed Deposits A/c	1,242,208	1,914,382
Accrued Interest	106,394	139,094
Fee Receivable	45,262	24,386
Pre-paid expenses	16,942	8,619
TDS recoverable	65,626	54,332
	<b>1,739,067</b>	<b>2,252,797</b>

**Schedule No: 12****Loans & Advances**

Advances to Suppliers (net of Payable)	263,101	113,168
Staff Advance & imprest	670	416
Thapar Polytechnic	1,727	2,280
STEP	428	428
Sai Lab	12,855	12,328
Other recoverables	751	852
Advance Licence Fee	73	-
Loans against PF	351	351
Mess fee due (LMTSOM)	2,014	1,122
Mess Society	359	359
	<b>282,331</b>	<b>131,305</b>

**Schedule No: 13****Security Deposits**

PSEB	399	399
PSEB ( Dera Bassi Campus)	6,007	6,124
Telephone	41	41
Security ( Rupinder Gas Agency )	27	27
Kuljeet Gas Service	8	8
Patiala Gas Centre (HST)	14	14
Security (ISB)	25	25
Chadha Telecom	40	40
Secretary-PB State	25	25
<b>Total</b>	<b>6,587</b>	<b>6,704</b>





	AS AT 31.03.2017	AS AT 31.03.2016
<b>Schedule No: 14</b>		
<b>Grants recoverable</b>		
UGC Grant for PG Courses	31,956	31,956
UGC XI Plan Merger Grant	824	824
<b>Total</b>	<b>32,780</b>	<b>32,780</b>
<b>Schedule No: 15</b>		
<b>Tuition Fee</b>		
UG Tuition Fee	802,295	636,985
Tuition Fee - Distance	-	-
Tuition Fee - MBA	54,517	49,347
<b>Total</b>	<b>856,811</b>	<b>686,332</b>
<b>Schedule No: 16</b>		
<b>Other Academic Fee</b>		
Summer Semester Fee	14,768	12,644
Medical Fee	5,693	5,245
Examination Fee	17,633	11,555
E to D Exam Fee	3,292	1,991
Admission Fee	33,171	23,233
Thesis Fee	699	668
Fee forfeited/Retained and back log fee	10,985	11,879
Admission Fee-MBA	1,679	665
Other fee-MBA	2,458	2,814
Other Academic Fee	58,476	51,616
<b>Total</b>	<b>148,853</b>	<b>122,359</b>
<b>Schedule No: 17</b>		
<b>HOSTEL Income</b>		
Hostel Fee	235,160	189,499
Hostel Development Fee	47,099	33,355
Hostel Income-MBA	8,569	8,250
<b>Total</b>	<b>290,828</b>	<b>231,103</b>
<b>Schedule No: 18</b>		
<b>Interest income</b>		
Interest from Banks	155,522	168,593
<b>Total</b>	<b>155,522</b>	<b>168,593</b>
<b>Schedule No: 19</b>		
<b>Income from facilities</b>		
Subscription from Swimming Pool	144	113
<b>Total</b>	<b>144</b>	<b>113</b>

AS AT 31.03.2017

AS AT 31.03.2016

**Schedule No: 20****Miscellaneous income**

Sale of Prospectus	28,675	28,177
Fine	1,536	1,326
Other Income	27,514	31,902
Contribution from projects	24	528
Income from training activities		-

<b>Total</b>	<b>57,749</b>	<b>61,933</b>
--------------	---------------	---------------

**Schedule No: 21****Establishment Expenses**

Teaching Staff	562,195	457,152
Technical Staff	44,730	39,938
Non-Teaching Staff	160,217	142,311
Children Educational Allowance	5,685	5,890
EPF Administration Charges	3,824	3,891
LTC Expenses	1,029	1,130
Remuneration	6,127	7,526

<b>Total</b>	<b>783,807</b>	<b>657,838</b>
--------------	----------------	----------------

**Schedule No: 22****Student activities & Welfare expenses**

Student promotional expenses	2,491	1,604
Student education sustainability	3,000	2,420
Sports expenses	2,090	4,064

<b>Total</b>	<b>7,582</b>	<b>8,088</b>
--------------	--------------	--------------



AS AT 31.03.2017

AS AT 31.03.2016

**Schedule No: 23****Facility expenses**

Souvenir Expenses	424	396
Track Suits Expenses	2,895	2,500
<b>Total</b>	<b>3,319</b>	<b>2,896</b>

**Schedule No: 24****Other Operating Expenses**

Electricity & Water Charges	74,527	54,921
Printing & Stationery	1,912	1,728
Travelling & Conveyance	6,188	5,950
Admission and Examination Expenses	41,501	35,608
Legal and Professional Charges	3,694	4,293
Repair & Maintenance Expenses	60,740	79,132
Consumable & Contingencies	9,258	10,744
Contemporization Cost	59,814	19,198
Postage & Telephone Expenses	1,230	978
Insurance Expenses	926	1,652
Internet Charges	5,032	4,139
Library Expenses	7,529	8,812
House keeping Expenses	2,819	2,859
Conference expenses	2,595	3,624
Staff House Expenses	1,115	699
Software Expenses	1,685	2,411
Faculty training and development expenses	3,702	3,042
Lease Rent	60,244	38,533
Audit Fee	295	288
Property Tax	2,559	2,974
Student Support to TCD	18,890	7,819
Fee concession	7,477	9,498
CSR Expenses	11,630	-
Miscellaneous Expenses	54,262	44,942
	<b>439,622</b>	<b>343,844</b>



**THAPAR UNIVERSITY, PATIALA**  
**UNIT- UNIVERSITY**  
**(UNIVERSITY)**

**BALANCE SHEET AS AT 31ST MARCH, 2017**

SN	PARTICULARS	SCH. NO	AS AT 31.03.2017 ₹ ( '000)	AS AT 31.03.2016 ₹ ( '000)
<b>A</b>	<b>SOURCE OF FUNDS:</b>			
1	Capital Fund	A	3,506,593	3,078,763
2	Grants account	B	3,946	3,663
3	Alumini Fund	C	40,335	38,955
4	Security and Earnest Money	D	133,558	86,485
5	Projects & Fellowships	E	31,654	36,282
6	Current Liabilities	F	554,362	440,823
7	Provisions	G	408,320	396,076
	<b>Total</b>		<b>4,678,767</b>	<b>4,081,047</b>
<b>B</b>	<b>APPLICATION OF FUNDS</b>			
1	Fixed Assets	H	4,037,449	3,467,381
	Less: Accumulated Depreciation		1,681,220	1,422,145
			2,356,229	2,045,236
2	Work-in-Progress		810,721	85,245
3	Current Assets	I	1,284,577	1,803,706
4	Loans and Advances	J	280,092	129,342
5	Security Deposits	K	6,582	6,699
6	Grants recoverable	L	32,780	32,780
7	Inter Unit Balances	M	(92,215)	(21,963)
	<b>Total</b>		<b>4,678,767</b>	<b>4,081,047</b>
			0	0

Subject to our report of even date  
For S C Vasudeva & Co.  
Chartered Accountants  
Firm Reg. No. 000235N

**Sanjiv Mohan**  
(Partner)  
M. No:086066  
Date: 08.09.2017



For Thapar University

**Finance Officer**

**Finance Officer**  
**Thapar University**  
**Patiala-147 004**

**Chairman BOG**

**Registrar**

**Registrar**  
**Thapar University,**  
**Patiala-147004 (Pb.)**



**THAPAR UNIVERSITY, PATIALA**  
**UNIT- UNIVERSITY**  
**(UNIVERSITY)**

**INCOME & EXPENDITURE ACCOUNT FOR THE YEAR ENDED 31ST MARCH, 2017**

SN	PARTICULARS	SCH. NO	For Year ended 31.03.2017 ₹ ( '000)	For Year ended 31.03.2016 ₹ ( '000)
<b>A</b>	<b>INCOME</b>			
1	Tuition Fee	N	802,295	636,985
2	Other Academic Fee	O	85,888	67,215
3	Interest income		124,072	135,469
4	Miscellaneous income	P	48,889	53,619
	Excess of expenditure over income		353,869	286,382
	<b>Total</b>		<b>1,415,012</b>	<b>1,179,670</b>
<b>B</b>	<b>EXPENDITURE</b>			
1	Establishment Expenses	Q	707,921	595,038
2	Operating Expenses	R	303,783	224,878
3	Scholarship Expenses		88,433	67,028
4	Contribution to Projects/Core		23,308	2,877
5	Depreciation	H	259,075	246,156
6	Provisions for Gratuity		22,952	20,512
7	Provisions for Leave Encashment		9,540	23,181
	<b>Total</b>		<b>1,415,012</b>	<b>1,179,670</b>

Subject to our report of even date  
For S C Vasudeva & Co.  
Chartered Accountants  
Firm Reg. No. 000235N

**Sanjiv Mohan**  
(Partner)  
M. No:086066  
Date: 08.09.2017



For Thapar University

**Finance Officer**  
Thapar University  
Patiala-147 004

**Chairman BOG**

**Registrar**  
Thapar University  
Patiala-147004 (Pb.)

AS AT 31.03.2017 AS AT 31.03.2016

**Schedule A**

**Capital Fund**

**I. UNIVERSITY**

**(A) Internal Resources**

1	NRI Student Fee	10,700	8,372
2	PG Student Fee	119,044	109,004
3	Development Fee	474,787	370,532
4	Contribution	131	184
5	Liquidated Damage Charges	1,960	2,302
	<b>Sub-total</b>	<b>606,622</b>	<b>490,394</b>
	Add opening balance	<b>2,023,379</b>	1,819,367
	Add Excess of expenditure over income	(353,869)	(286,382)
	<b>Total of University (A)</b>	<b>2,276,132</b>	<b>2,023,379</b>

**II. MBA**

	Development Fee	13,138	14,539
	Excess of expenditure over income	(42,869)	(20,138)
	<b>Total</b>	<b>(29,731)</b>	<b>(5,600)</b>
	Add opening balance	127,737	133,337
	<b>Total of MBA (B)</b>	<b>98,006</b>	<b>127,737</b>

**III. DISTANCE PROGRAMME**

	Excess of income over expenditure	-	-
	Add opening balance	63,588	63,588
	<b>Total of Distance (C)</b>	<b>63,588</b>	<b>63,588</b>

**IV. HOSTEL**

	Excess of income over expenditure	198,281	139,307
	Add opening balance	808,787	669,481
	<b>Total of Hostel (D)</b>	<b>1,007,068</b>	<b>808,787</b>

**V. SPONSORED PROJECT**

	Opening Balance ( Balance Fund )	55,271	45,630
	Add: Interest Income	276	3,672
	Add: Institute Overhead income	4,274	3,885
	Add: Testing, Consultancy & other income	1,978	2,085
	<b>Total</b>	<b>61,799</b>	<b>55,271</b>
	Less Expenses (if any)	-	-
	<b>Balance as on 31-3-2017 (E)</b>	<b>61,799</b>	<b>55,271</b>
	<b>Grand total ( A+B+C+D+E)</b>	<b>3,506,593</b>	<b>3,078,763</b>



**Schedule B****GRANTS PAYABLE****I. AICTE-PG Scholarship Grant**

Opening Balance	2,443	2,981
Adjustment of Membership fee	-	(600)
Grant received during the year	1,272	1,014
Interest received during the year	124	62
<b>Sub-total</b>	<b>3,840</b>	<b>3,457</b>
Less: Scholarship disbursed during the year	-	-
Travel grant disbursed during the year	1,114	1,014

<b>Total (A)</b>	<b>2,726</b>	<b>2,443</b>
------------------	--------------	--------------

<b>II. UGC Infrastructure Grant (B)</b>	<b>1,220</b>	<b>1,220</b>
---	--------------	--------------

<b>GRAND TOTAL (A+B)</b>	<b>3,946</b>	<b>3,663</b>
--------------------------	--------------	--------------

**Schedule C****Alumini Fund**

Opening Balance	38,955	37,575
Add: Received during the year	3,715	3,331
<b>Sub-total</b>	<b>42,670</b>	<b>40,906</b>
Less: Paid During the year	2,336	1,951

<b>Total (A)</b>	<b>40,335</b>	<b>38,955</b>
------------------	---------------	---------------

**Schedule D****Security and Earnest Money**

Contractors Security & Earnest Money	68,703	35,521
Student security	64,206	50,496
Alumini Fund	-	-
Mess Security ( LMTSM)	648	468

<b>Total</b>	<b>133,558</b>	<b>86,485</b>
--------------	----------------	---------------



## Schedule :E

(Rs in '000)

## Statement of Sponsored Projects as on 31/3/2017

SN	Funding Agency	Grant Received upto 31-03-2016	Grant received during the year	Total Grant Received	Expenses incurred upto 31-03-2016	Expenses incurred during the year	Total Expenditure	Refund	Balance
1	LIGC	73,157	2,453	75,621	66,030	466	66,496	-	9,125
2	SMP	7,740	-	7,740	7,686	-	7,686	-	54
3	DST	178,692	38,363	217,055	164,288	37,126	201,414	-	15,641
4	INDO-French (DST)	2,954	34	2,988	1,921	337	2,258	-	729
5	DBT	28,095	800	28,895	27,262	1,424	28,686	-	209
6	CSIR	33,263	6,655	39,918	33,573	4,652	38,226	-	1,692
7	DROO	17,574	4,035	21,609	17,496	3,253	20,749	-	860
8	TU Projects	7,348	94	7,442	5,891	3,661	9,553	-	(2,111)
9	AICTE	23,930	115	24,045	21,339	93	21,432	-	2,613
10	VLSI/MDCIT	18,939	2,320	21,258	17,642	3,469	21,111	-	147
11	-	1,069	-	1,069	856	312	1,168	-	(99)
12	-	4,102	-	4,102	3,341	-	3,341	-	761
13	CICS	-	161	161	-	161	161	-	-
14	BRNS/DAE	26,185	4,675	30,860	21,615	5,147	26,762	-	4,098
15	EUCOM	4,260	-	4,260	4,275	-	4,275	-	(15)
16	CEP	765	-	765	300	-	300	-	465
17	NRROA/PMGSY	1,567	-	1,567	1,794	-	1,794	-	(227)
18	Min. of Food Processing	400	-	400	400	-	400	-	-
19	Min. of Mines	1,690	-	1,690	1,690	-	1,690	-	-
20	Min. of Textiles	639	-	639	639	-	639	-	-
21	Deptt of Space	849	-	849	849	-	849	-	0
22	TU	1,613	-	1,613	4,391	-	4,391	-	(2,777)
23	ROCKMAN INDS	2,113	-	2,113	2,035	-	2,035	-	78
24	TCS	3,306	-	3,306	3,105	114	3,220	-	86
25	INDO-JAPAN	175	-	175	175	-	175	-	-
26	IEI	100	-	100	100	-	100	-	(0)
27	IICHE	51	-	51	52	-	52	-	(1)
28	IITM	484	21	505	218	243	461	-	44
29	ICMR	8,967	232	9,200	5,845	3,326	9,172	-	28
30	ICSSR	1,062	-	1,062	1,032	30	1,062	-	(0)
31	MFPI	0	-	0	-	-	-	-	0
32	PPCB	126	-	126	85	-	85	-	40
33	Jyoti Industries	136	-	136	135	-	135	-	0
34	CGL	750	-	750	1,068	-	1,068	-	(506)
35	HSCST	-	489	489	-	-	-	-	489
36	SSI	-	300	300	-	35	35	-	265
37	MINRE	-	2,826	2,826	-	169	169	-	2,658
38	royal	-	3,297	3,297	-	3,537	3,537	-	(241)
Total		452,101	66,880	518,981	417,131	67,744	484,875	-	34,106





[illegible]

SN	NAME	Grant Received upto 31-03-2016	Grant received during the year (31-03-2017)	Total Grant Received	Expenses incurred upto 31-03-2016	Expenses incurred during the year(31-03-2017)	Total Expenditure	Refund	Balance
1	Rekhha Rani	481	-	481	482	-	482		(2)
2	Lavanya Khanna	879	341	1,221	831	341	1,172		48
3	Gurmeet Singh	628	-	628	716	-	726		(98)
4	Rishu Jain	762	-	762	634	-	634		128
5	Sanjeev Kumar	251	-	251	189	-	189		62
6	Methoxy	251	-	251	213	-	213		38
7	Prinka Singla	765	506	1,271	810	261	1,071		199
8	Amandeep Kaur	631	390	1,020	604	434	1,038		(18)
9	Tina Verma	231	673	905	244	533	777		128
10	Chitrakshi Goyal	1,026	-	1,026	753	188	941		85
11	Anneet Kaur	350	350	700	343	350	693		7
12	Gurjit Kaur	350	-	350	172	165	337		13
13	Madhvi Rana	350	391	741	350	361	711		30
14	Sangeeta	439	347	786	370	439	759		26
15	Smriti Sachdeva	350	350	700	350	343	693		7
16	Sukhpal Singh	-	381	381	12	381	393		(12)
17	Kuljeet kaur	-	350	350	-	130	130		220
18	Sujjeet Pratap	-	946	946	-	86	86		860
	<b>Total</b>	<b>7,744</b>	<b>5,024</b>	<b>12,768</b>	<b>7,033</b>	<b>4,012</b>	<b>11,045</b>		<b>1,723</b>



Details of UGC Fellowship as on 31-03-2017

SN	NAME	Grant Received upto 31-03-2016	Grant received during the year	Total Grant Received	Expenses incurred upto 31-03-2016	Expenses incurred during the year	Total Expenditure	Refund	Balance
	UGC Main								
1	A Raghendra	480	-	480	480		480		0
2	Harpreet Kaur Kanwal	263	-	263	237		237		26
3	Manoj Kumar Sharma	48	-	48	48		48		
4	Zink Jindal	65	-	65	65		65		
5	Akshay Kumar	30	-	30	30		30		
6	Sanjeev Kumar	44	-	44	24		24		20
7	Gurbinder Kaur	-	-	-	-		-		-
8	Navneet Kaur Chahal	437	-	437	282		282		156
9	Mahiti Gupta	668	-	668	675		675		(7)
10	Neeraj	203	-	203	138		138		65
11	Bhupinder Kaur	486	-	486	180		180		306
12	Ankita Jindal	452	-	452	-		-		452
13	Monica	254	-	254	254		254		-
14	Dinesh Pathak	482	-	482	297		297		185
15	Nidhi Adharia	910	-	910	893		893		17
16	Raj Kumar	880	-	880	492	5	496		384
17	Amrita Mehta	442	-	442	430		430		13
18	Renu Rani	487	-	487	186		186		301
19	Balwant Verma	133	-	133	217		217		(84)
20	Chandni	180	-	180	411		411		(231)
21	Supreet	180	-	180	84		84	12	84
22	Manpreet Kaur	180	-	180	378		378		(198)
23	Jasdeep Kaur	814	-	814	821		821		(6)
24	Pankaj deep Kaur	8	-	8	-		-		8
25	Sakshi Chawla	204	-	204	140		140		64
26	Anila	14	-	14	-		-		14
27	Anirudh Sharma	12	-	12	-		-		12
28	Bhawana	-	-	-	15		15		(15)
29	Bhupinder Pal	14	-	14	-		-		14
30	Deepak Bhatia	9	-	9	9		9		-
31	Deepika Jain	-	-	-	1		1		(1)
32	Ghanshyam	1	-	1	-		-		1
33	Gurpreet Singh	12	-	12	12		12		-
34	Harshimran Kaur	10	-	10	-		-		10
35	Hemant Sharma	-	-	-	0		0		(0)
36	Honey Agarwal	2	-	2	-		-		2
37	Jashjeet Kaur	10	-	10	10		10		-
38	Jaspal Singh	2	-	2	-		-		2
39	Karan Karkra	15	-	15	15		15		-
40	Lalit Mehta	15	-	15	-		-		15
41	Navdeep Kaur Dhani	40	-	40	26		26		14
42	Neha Kapoor	27	-	27	14		14		12
43	Baldeep Kaur	-	-	-	416	139	554		(554)
44	Pooja Singla	-	-	-	385		385		(385)
45	Santosh Kumar	528	-	528	483		483		45



46	Satish Kumar	-	-	-	-	259	259				(259)
47	Head-Dates	69	-	-	69	-	-				69
48	Deepika Jamb	178	-	-	178	178	178				-
49	Yuvraj	510	398	-	908	529	908	378			0
50	Priya Shahi	452	-	-	452	446	446				6
51	Pallavi Gupta		12	-	12	443	108				(539)
52	Shivani Sharma		-	-	-	385	385				(385)
53	Suninderjeet Kaur		-	-	-	370	424	54			(424)
	(i) Sub-total	10,250	410	-	10,660	10,756	11,440	684	12		(793)
	UGC-RGNF Fellowship										
1	Ramandeep	817	-	-	817	795	795	-			22
2	Poonam	310	-	-	310	366	366	-			(55)
3	Mandeep Kaur	1,218	-	-	1,218	1,136	1,136	-			82
4	Rohit Singh Jolly	734	-	-	734	635	635	-			99
5	Nipun Mohan Agarwal	16	-	-	16	-	-	-			16
6	Pankaj Kumar	-	-	-	-	8	8	-			(8)
7	Prashant Kumar	-	-	-	-	8	8	-			(8)
8	Prince Kumar	-	-	-	-	8	8	-			(8)
9	Rajan	1	-	-	1	-	-	-			1
10	Rajesh Kumar	26	-	-	26	41	41	-			(15)
11	Samiksha	3	-	-	3	-	-	-			3
12	Shalini Rajput	26	-	-	26	-	-	-			26
13	Shilpa Narang	0	-	-	0	-	-	-			0
14	Shyamendra Singh	8	-	-	8	-	-	-			8
15	Sukhveer Singh	-	-	-	-	14	14	-			(14)
16	Sunil Kumar	3	-	-	3	-	-	-			3
17	Vineet Meshram	957	-	-	957	1,097	1,097	-			(140)
18	Poonam Bhatia	496	-	-	496	399	399	-			97
19	Vinay Kumar	249	-	-	249	247	262	15			(12)
20	Devi Fellowship	3,291	4,623	-	7,914	2,702	12,005	9,303	-		(4,091)
	(ii) Sub-total	8,154	4,623	-	12,777	7,454	16,772	9,318	-		(3,995)
	Total (i)-(ii)	18,404	5,033	-	23,437	18,211	28,213	10,002	12		(4,788)
	Total Fellowship	32,414	11,228	-	43,642	31,091	46,083	14,992	12		(2,452)
	Grand Total	484,515	78,108	-	562,623	448,221	530,958	82,736	12		31,654



**Schedule F****Current Liabilities**

Expenses payable	10,288	1,875
Fee received in Advance	491,548	385,400
Salary payable	71	2,094
Staff Deduction	57	477
Payable to Staff	183	1,192
Scholarship Payable	3,707	2,761
Provision for Expenses	26,306	23,612
Statutory dues payable	10,690	16,782
Testing & Consultancy charges payable	8,441	3,723
General Grant payable	533	889
Student Insurance claim	663	574
Other Payables	1,821	1,389
Arrear of CSIR	55	55
<b>Total</b>	<b>554,362</b>	<b>440,823</b>

**Schedule G****Provisions**

Provision for Gratuity	217,452	205,372
Provision for Leave Encashment	190,868	190,705
<b>Total</b>	<b>408,320</b>	<b>396,076</b>





**SCHEDULE OF FIXED ASSETS**

(Rs. in '000)

Schedule H		Gross Block				Depreciation		Net Block		
SN	Description of Assets	Gross Block as on 01.04.2016	Addition Before 30.09.2016	Addition After 30.09.2016	Sale/Del/Annull	Gross Block as on 31.03.2017	Depreciation up to 01.04.2016	Depreciation for the year	Net Block 31.03.2017	Net Block 31.03.2016
University										
1	Office Building	651,793	-	-	-	651,793	270,164	38,163	308,327	343,466
2	Residences	232,046	15	2,865	-	234,924	56,076	8,872	64,928	169,956
3	Hostel Buildings	276,329	-	-	-	276,329	181,946	4,518	186,384	19,945
4	Electricals	20,662	-	-	-	20,662	8,273	1,958	10,132	10,530
5	Furniture	31,785	2,963	3,413	-	38,161	13,940	3,652	23,591	31,646
6	Lab Equipments	527,611	45,631	60,599	-	633,842	334,709	41,825	366,534	302,902
7	Office Equipments	47,198	2,392	6,867	-	56,458	26,277	4,012	26,169	20,922
8	Plant & Machinery	135,016	5,593	4,689	-	145,298	80,881	9,446	90,327	55,871
9	Institute Vehicle	12,166	722	-	-	12,888	-	923	7,656	5,483
10	Water Treatment Plant	3,398	-	3,398	-	6,736	255	471	736	3,149
11	Library Bldgs	43,364	1,290	967	-	45,621	42,694	2,443	45,117	620
12	Networkings	20,074	36	2,510	-	22,620	4,823	2,481	7,304	15,315
Sub-total (A)		1,972,341	\$8,642	81,910	-	2,112,892	1,027,751	118,585	1,141,336	949,590
MBA-Programme										
1	Lab Equipments	6,035	-	493	-	6,528	3,638	396	4,025	2,493
2	Plant & Machinery	1,096	693	424	-	2,213	594	220	1,459	563
3	Furniture	4,210	-	-	-	4,210	1,902	231	2,132	2,077
4	Library Books	4,999	62	-	-	5,062	4,855	807	5,062	145
5	Audio Visual System	597	-	-	-	597	397	30	477	200
6	Electricals	541	253	368	-	1,162	85	134	134	943
7	Vehicle	4,536	-	371	-	4,907	896	546	1,442	456
8	Computer & Networking	344	305	-	-	649	81	83	1,64	3,640
Sub-total (B)		22,358	1,113	1,657	-	25,128	12,388	1,848	14,235	9,971
Distance Education Programme										
1	Lab Equipments	354	-	-	-	354	272	12	284	70
2	Office Equipments	2,160	-	-	-	2,160	1,534	95	1,620	636
3	Furniture	941	-	-	-	941	466	48	513	478
Sub-total (C)		3,455	-	-	-	3,455	2,262	155	2,417	1,194
Total (D=A+B+C)		1,998,155	99,955	83,566	-	2,141,476	1,072,401	170,581	1,137,988	960,754
UPT-Derabassi										
1	Building	719,535	2,092	1,023	-	742,660	165,451	57,670	223,121	574,084
2	Computer & Networking	2,439	-	-	-	2,439	2,146	164	230	273
3	Leasehold Land	34,704	-	-	-	34,704	3,155	1,052	4,207	31,549
4	Fire fighting Equipment	7,234	-	-	-	7,234	2,131	765	2,897	5,203
5	Electricals	99,678	-	-	-	99,678	30,667	10,352	41,019	69,011
6	Furniture & Fixtures	28,334	-	-	-	28,334	5,369	2,307	20,759	23,055
7	Equipment	21,590	-	-	-	21,590	6,151	2,316	8,466	15,440
8	Water Treatment Plant	1,249	-	-	-	1,249	378	161	930	3,071
9	Sewage treatment Plant	8,153	-	-	-	8,153	2,262	884	3,146	5,891
10	Solar Water Heating System	2,890	-	-	-	2,890	2,783	86	2,869	308
Total (E)		945,807	2,092	1,023	-	948,952	220,213	75,756	652,984	725,554
Hotel										
1	Building (old)	5,419	-	-	-	5,419	4,154	126	4,281	1,365
2	Building (New)	319,582	-	-	-	319,582	42,008	8,758	50,767	87,584
3	Building (Hotel - II)	292,651	-	-	-	292,651	79,308	21,394	192,008	213,343
4	P&B-300	-	-	132,759	-	132,759	6,638	4,638	126,121	-
5	P&B-400	-	-	213,569	-	213,569	10,678	10,678	202,891	-
6	Furniture & Fixtures	43,584	52,568	740	-	96,892	16,575	7,395	34,569	27,009
7	Equipment	26,776	12,687	-	-	39,463	11,030	4,760	24,899	14,956
8	Computer & Networking	5,397	-	9,763	-	15,160	11,605	2,942	13,607	14,732
Total (F)		523,419	65,255	358,347	-	947,022	164,531	62,732	719,758	358,888





**Schedule I****Current Assets**

Balance with Banks	245,738	66,786
Fixed Deposits	830,612	1,532,611
Accrued Interest	80,400	116,976
Fee Receivable	45,262	24,386
TDS Receivable	65,626	54,332
Pre-paid expenses	16,939	8,616
<b>Total</b>	<b>1,284,577</b>	<b>1,803,706</b>

**Schedule J****Loans and Advances**

Advances to Creditors	261,296	112,001
Staff Advance	615	-
Thapar Polytechnic	1,727	2,280
STEP	428	428
Sai Lab	12,855	12,328
Other recoverables	732	832
Advance Licence Fee	73	-
Loans against PF	351	351
Mess fee due (LMTSOM)	2,014	1,122
<b>Total</b>	<b>280,092</b>	<b>129,342</b>

**Schedule K****Security Deposits**

PSEB	399	399
PSEB ( Dera Bassi Campus)	6,007	6,124
Telephone	41	41
Security ( Rupinder Gas Agency )	27	27
Kuljeet Gas Service	3	3
Patiala Gas Centre (HST)	14	14
Security (ISB)	25	25
Chadha Telecom	40	40
Secretary-PB State	25	25
<b>Total</b>	<b>6,582</b>	<b>6,699</b>



**Schedule L****Grants recoverable**

UGC Grant for PG Courses	31,956	31,956
UGC XI Plan Merger Grant	824	824

<b>Total</b>	<b>32,780</b>	<b>32,780</b>
--------------	---------------	---------------

**Schedule M****Inter Unit Balances**

Amalgamated Fund	(132,178)	(87,937)
Student Stipend	(98)	505
TIFAC Core	930	931
Corpus	(13,600)	(10,784)
TEQIP-COE	39	3
Provident Fund	(25,019)	1,281
TEQIP-II	77,712	74,039

<b>Total</b>	<b>(92,215)</b>	<b>(21,963)</b>
--------------	-----------------	-----------------

**Schedule N****Tuition Fee**

UG Tuition Fee	802,295	636,985
----------------	---------	---------

<b>Total</b>	<b>802,295</b>	<b>636,985</b>
--------------	----------------	----------------

**Schedule O****Other Academic Fee**

Summer Semester Fee	14,768	12,644
Medical Fee	5,693	5,245
Examination Fee	17,280	11,555
E to D Exam Fee	3,292	1,991
Admission Fee	33,171	23,233
Thesis Fee	699	668
Fee forfeited/Retained and back log fee	10,985	11,879

<b>Total</b>	<b>85,888</b>	<b>67,215</b>
--------------	---------------	---------------

**Schedule P****Miscellaneous income**

Sale of Prospectus	28,675	28,177
Fine	1,536	1,326
Other Income	18,678	24,116

<b>Total</b>	<b>48,889</b>	<b>53,619</b>
--------------	---------------	---------------



**Schedule Q****Establishment Expenses**

Teaching Staff	511,465	416,081
Technical Staff	44,730	39,938
Non-Teaching Staff	135,061	120,583
Children Educational Allowance	5,685	5,890
EPF Administration Charges	3,824	3,891
LTC Expenses	1,029	1,130
Remuneration	6,127	7,526
<b>Total</b>	<b>707,921</b>	<b>595,038</b>

**Schedule R****Operating Expenses**

Electricity & Water Charges	39,303	22,583
Printing & Stationery	1,649	1,320
Travelling & Conveyance	4,939	5,182
Director Travelling expenses	-	-
Admission and Examination Expenses	26,644	25,344
Legal and Professional Charges	3,461	3,993
Repair & Maintenance Expenses	28,526	41,759
Consumables & Contingencies	7,030	8,541
Contemporization Cost	59,814	19,198
Postage & Telephone Expenses	915	636
Insurance Expenses	784	1,266
Internet Charges	2,000	-
Library Expenses	7,109	7,595
Conference Expenses	2,269	2,609
Staff House Expenses	830	312
Software Expenses	1,348	2,030
Faculty training and development expenses	1,299	1,399
Lease Rent	59,746	37,533
Audit Fee	295	288
Property Tax	2,559	2,974
Student Support to TCD	18,890	7,819
Fee concession	7,477	9,498
Miscellaneous Expenses	26,895	22,998
<b>Total</b>	<b>303,783</b>	<b>224,878</b>



**THAPAR UNIVERSITY, PATIALA**  
**UNIT- UNIVERSITY**  
**(MBA Programme)**

**INCOME & EXPENDITURE ACCOUNT FOR THE YEAR ENDED 31ST MARCH, 2017**

SN	PARTICULARS	SCH. NO	For Year ended 31.03.2017 ₹ ( '000)	For Year ended 31.03.2016 ₹ ( '000)
<b>A</b>	<b>INCOME</b>			
1	Tuition Fee		54,517	49,347.118
2	Other Academic Fee	A	13,059	11,777.707
3	Miscellenous income		5,415	4,654.603
	Excess of expenditure over income		42,869	20,138.457
	<b>Total</b>		<b>115,860</b>	<b>85,917.885</b>
<b>B</b>	<b>EXPENDITURE</b>			
1	Establishment Expenses		47,033	41,070.928
2	Operating Expenses	B	68,826	44,846.957
	<b>Total</b>		<b>115,860</b>	<b>85,917.885</b>

Subject to our report of even date  
For S C Vasudeva & Co.  
Chartered Accountants  
Firm Reg. No. 000235N

*Sanjiv Mohan*  
**Sanjiv Mohan**  
(Partner)  
M. No:086066  
Date: 08.09.2017



For Thapar University

*Finance Officer*  
**Finance Officer**  
Thapar University  
Patiala-147 004

*Registrar*  
**Registrar**  
Thapar University,  
Patiala-147004 (Pb.)

*Chairman B.O.G.*  
**Chairman B.O.G.**

	AS AT 31.03.2017	AS AT 31.03.2016
<b>Schedule A</b>		
<b>Other Academic Fee</b>		
Admission Fee	1,679	665.204
Examination Fee	353	48.375
Other fee	2,458	2,814.498
Hostel Income	8,569	8,249.630
<b>Total</b>	<b>13,059</b>	<b>11,777.707</b>
<b>Schedule B</b>		
<b>Operating Expenses</b>		
Travelling & Conveyance	766	395.694
Foreign Travelling Expenses	440	335.168
Consumable & Contingency	151	146.352
Advertisement Expenses	12,350	9,101.732
Admission Expenses	1,552	10.717
Programme Expenses	954	488.830
Conference expenses	274	1,014.827
Meeting & Committee expenses	52	125.676
Electricity Expenses	6,728	5,994.234
Membership Expenses	910	226.301
Re-location Expenses	5,451	3,438.556
Security Expenses	3,237	3,417.227
House keeping Expenses	2,819	2,376.445
Repair & Maintenance	4,040	1,624.476
Vehicle Running & Maint	1,439	1,200.000
Legal & Professional expenses	233	299.537
Insurance expenses	134	374.039
Placement Expenses	800	662.646
Internet Charges	437	438.015
Horticulture Expenses	1,031	220.378
Lease Rent	498	-
Accreditation / NOC fee	1,524	998.566
Printing & Stationery	151	257.348
Software Expenses	337	381.376
Staff House Expenses	285	386.577
Faculty development expenses	2,403	1,642.695
Student affairs	403	180.749
Telephone & Postage Expenses	266	288.872
Journal & Subscription	183	881.406
Mess expenses	7,035	7,107.374
Recruitment Expenses	3	481.178
CSR Expenses	11,630	-
Misc Expenses	313	349.966
<b>Total</b>	<b>68,826</b>	<b>44,846.957</b>





**THAPAR UNIVERSITY, PATIALA**  
**UNIT- UNIVERSITY**  
**(DISTANCE EDUCATION)**

**INCOME & EXPENDITURE ACCOUNT FOR THE YEAR ENDED 31ST MARCH, 2017**

SN	PARTICULARS	SCH. NO	For Year ended 31.03.2017	For Year ended 31.03.2016
			₹ ( '000)	₹ ( '000)
<b>A</b>	<b>INCOME</b>			
	Tuition Fee		-	137
	<b>Total</b>		<u>-</u>	<u>137</u>
<b>B</b>	<b>EXPENDITURE</b>			
1	Establishment Expenses			-
2	Operating Expenses			-
	-Course Material Expenses			-
	-PCP assignment expenses			-
	-Examination & Admission Expenses			-
	-Admission consultant Expenses			-
	Excess of income over expenditure			137
	<b>Total</b>		<u>-</u>	<u>137</u>

Subject to our report of even date  
For S C Vasudeva & Co.  
Chartered Accountants  
Firm Reg. No. 000235N

Sanjiv Mohan  
(Partner)  
M. No:086066  
Date: 08.09.2017



For Thapar University

Finance Officer  
Thapar University  
Patiala-147 004

Registrar

Registrar  
Thapar University,  
Patiala-147004 (Pb.)

Chairman, BOG

**THAPAR UNIVERSITY, PATIALA**  
**UNIT- UNIVERSITY**  
**(HOSTEL)**

**INCOME & EXPENDITURE ACCOUNT FOR THE YEAR ENDED 31ST MARCH, 2017**

SN	PARTICULARS	SCH. NO	For Year ended 31.03.2017 ₹ ( '000)	For Year ended 31.03.2016 ₹ ( '000)
<b>A</b>	<b>INCOME</b>			
1	Hostel Income	A	282,259	222,854
2	Interest income		4	3
	<b>Total</b>		<b>282,263</b>	<b>222,857</b>
<b>B</b>	<b>EXPENDITURE</b>			
1	Establishment Expenses		25,156	18,640
2	Operating Expenses	B	58,826	64,909
	Excess of income over expenditure.		198,281	139,307
	<b>Total</b>		<b>282,263</b>	<b>222,857</b>

Subject to our report of even date  
For S C Vasudeva & Co,  
Chartered Accountants  
Firm Reg. No. 000235N

*Sanjiv Mohan*  
**Sanjiv Mohan**  
(Partner)  
M. No:086066  
Date: 08.09.2017



*Sanjiv Mohan*  
**Finance Officer**  
**Thapar University**  
**Patiala-147 004**

For Thapar University

*Registrar*  
**Registrar**

*Registrar*  
**Registrar**  
**Thapar University**  
**Patiala-147004 (Pb.)**

*Chairman, BOG*  
**Chairman, BOG**

	AS AT 31.03.2017	AS AT 31.03.2016
<b>Schedule A</b>		
<b>Hostel Income</b>		
Hostel Fee	235,160	189,499
Hostel Development Fee	47,099	33,355
	<b>282,259</b>	<b>222,854</b>
 <b>Schedule B</b>		
<b>Operating Expenses</b>		
Repair & Maintenance- Building	24,382	29,043
Repair & Maintenance- Others	1,928	1,876
Repair & Maintenance -Furniture	35	1,408
Electricity Expenses	27,765	25,696
Telephone Expenses	41	45
Internet Usage Charges	2,596	3,701
Travelling Expenses	13	25
Consumable & Contingencies	1,531	1,087
Horticulture Expenses	94	262
Sports & GYM Expenses	52	142
Library Books & Periodicals	238	336
Rent	-	1,000
Miscellaneous Expenses	152	290
<b>Total</b>	<b>58,826</b>	<b>64,909</b>



**THAPAR UNIVERSITY, PATIALA**  
**UNIT- AMALGAMATED FUND**

**BALANCE SHEET AS AT 31ST MARCH, 2017**


SN	PARTICULARS	SCH. NO	AS AT 31.03.2017 ₹ ( '000)	AS AT 31.03.2016 ₹ ( '000)
<b>A</b>	<b>SOURCE OF FUNDS</b>			
1	Capital Fund	A	214,886	180,689
2	Current Liabilities	B	1,089	1,159
	<b>Total</b>		<b>215,975</b>	<b>181,848</b>
<b>B</b>	<b>APPLICATION OF FUNDS</b>			
1	Fixed Assets	C	155,688	155,638
	Less: Accumulated Depreciation		73,992	64,189
			81,697	91,449
2	Current Assets	D	2,100	2,462
3	Inter Unit Balances			
	-University		132,178	87,937
	<b>Total</b>		<b>215,975</b>	<b>181,848</b>
			0	0

Subject to our report of even date  
For S C Vasudeva & Co.  
Chartered Accountants  
Firm Reg. No. 000235N

  
**Sanjiv Mohan**  
(Partner)  
M. No:086066  
Date: 08.09.2017



For Thapar University

  
**Finance Officer**

Finance Officer  
Thapar University  
Patiala-147 004

  
**Registrar**

Registrar  
Thapar University,  
Patiala-147004 (Pb.)

  
**Chairman BOG**

**THAPAR UNIVERSITY, PATIALA**  
**UNIT- AMALGAMATED FUND**

**INCOME & EXPENDITURE ACCOUNT FOR THE YEAR ENDED 31ST MARCH, 2017**

SN	PARTICULARS	SCH. NO	For Year ended 31.03.2017 ₹ ( '000)	For Year ended 31.03.2016 ₹ ( '000)
<b>A</b>	<b>INCOME</b>			
1	Other Academic Fee		58,476	51,616
2	Income from facilities	E	2,982	2,631
3	Interest income		44	39
4	Miscellaneous income		14	10
	<b>Total</b>		<b>61,516</b>	<b>54,296</b>
<b>B</b>	<b>EXPENDITURE</b>			
1	Student activities & Welfare expenses	F	7,582	8,088
2	Facility expenses	G	3,319	2,896
3	Depreciation	C	9,803	11,089
4	Other Expenses		6,616	6,838
	Excess of income over expenditure		34,196	25,386
	<b>Total</b>		<b>61,516</b>	<b>54,296</b>

Subject to our report of even date  
For S C Vasudeva & Co.  
Chartered Accountants  
Firm Reg. No. 000235N

**Sanjiv Mohan**  
(Partner)

M. No:086066

Date: 08.09.2017



**For Thapar University**

**Finance Officer**

Thapar University  
Patiala-147004

**Registrar**

Thapar University  
Patiala-147004 (Pb.)

**Chairman, BOG**



	AS AT 31.03.2017	AS AT 31.03.2016
<b>Schedule A</b>		
<b>capital Fund</b>		
Opening Balance	180,689	155,304
Add Excess of income over expenditure	34,196	25,386
<b>Total</b>	<b>214,886</b>	<b>180,689</b>
<b>Schedule B</b>		
<b>Current Liabilities</b>		
Contractors Security	51	113
Student Activity Fund	100	95
Pratigya Society A/c	270	254
Other Society A/c	54	54
Payable to staff	283	139
Sundry Creditors	331	504
<b>Total</b>	<b>1,089</b>	<b>1,159</b>
<b>Schedule D</b>		
<b>Current Assets</b>		
Balance in SBOP savings A/c	1,411	1,828
Balance in Fixed Deposits	211	195
Balance in Fixed Deposits-Ranvir Singh	10	9
Balance in Fixed Deposits-Jagdishwar Singh	96	89
Balance in Fixed Deposits-N D Gulati	37	34
Balance in Fixed Deposits-M L Mittal	40	37
Balance in Fixed Deposits-Harchand S L	97	90
Balance in Fixed Deposits-M D Sharma	143	134
Balance in Fixed Deposits-OM & Shiv Dutt	23	21
Canteen Gas Security	5	5
Accrued Interest	12	4
Other receivable	16	16
<b>Total</b>	<b>2,100</b>	<b>2,462</b>



# **SCHEDULE OF FIXED ASSETS (Amalgamated Fund)**

(Rs in '000)

Schedule C		Gross Block				Depreciation		Net Block		
SN	Description of Assets	Gross Block as on 01.04.2016	Addition Before 30.09.2016	Addition After 30.09.2016	Sale/Del/ Adjust	Gross Block as on 31.03.2017	Depreciation up to 01.04.2016	Depreciation for the year 31.03.2017	Net Block 31.03.2017	Net Block 31.03.2016
1	Building -old	7,934	-	-		7,934	6,468	147	1,320	1,466
2	Machinery	2,315				2,315	1,580	110	624	734
3	Building	133,087				133,087	53,516	7,957	71,614	79,571
4	Equipments	10,123				10,123	1,938	1,228	6,958	8,185
5	Networking	1,100				1,100	235	130	735	865
6	Furniture	199				199	100	10	89	99
7	Ambulance	880		50		930	352	221	357	528
Total		155,638	-	50	-	155,688	64,189	9,803	81,697	91,449



	AS AT 31.03.2017	AS AT 31.03.2016
<b>Schedule E</b>		
<b>Income from facilities</b>		
Subscription from Swimming Pool	144	113
Licence Fee from Shops	2,838	2,517
<b>Total</b>	<b>2,982</b>	<b>2,631</b>
<b>Schedule F</b>		
<b>Student activities &amp; Welfare expenses</b>		
Student promotional expenses	2,491	1,604
Student education sustainability	3,000	2,420
Sports expenses	2,090	4,064
	<b>7,582</b>	<b>8,088</b>
<b>Schedule G</b>		
<b>Facility expenses</b>		
Souvenir Expenses	424	396
Track Suits Expenses	2,895	2,500
<b>Total</b>	<b>3,319</b>	<b>2,896</b>



**THAPAR UNIVERSITY, PATIALA**  
**UNIT- CORPUS FUND**

**BALANCE SHEET AS AT 31ST MARCH, 2017**

SN	PARTICULARS	SCH. NO	AS AT 31.03.2017 ₹ ( '000)	AS AT 31.03.2016 ₹ ( '000)
<b>A</b>	<b>SOURCE OF FUNDS:</b>			
1	Capital Fund	A	225,736	196,900
2	Specified Donations	B	154,538	154,538
3	Grants account	C	31,340	31,340
	<b>Total</b>		<b>411,613</b>	<b>382,778</b>
<b>B</b>	<b>APPLICATION OF FUNDS</b>			
1	Fixed Assets	D	1,386	1,386
	Less: Accumulated Depreciation		1,225	1,207
			162	179
2	Current Assets	E	397,852	371,814
3	Inter Unit Balances -University		13,600	10,784
	<b>Total</b>		<b>411,613</b>	<b>382,778</b>
			(0)	(0)

Subject to our report of even date  
For S C Vasudeva & Co.  
Chartered Accountants  
Firm Reg. No. 000235N

**Sanjiv Mohan**  
(Partner)  
M. No:086066  
Date: 08.09.2017



**For Thapar University**

**Finance Officer**  
Thapar University  
Patiala-147004

**Registrar**  
Thapar University,  
Patiala-147004 (Pb.)

**Chairman, BOG**

**THAPAR UNIVERSITY, PATIALA**  
**UNIT- CORPUS FUND**

**INCOME & EXPENDITURE ACCOUNT FOR THE YEAR ENDED 31ST MARCH, 2017**

SN	PARTICULARS	SCH. NO	For Year ended 31.03.2017 ₹ ( '000)	For Year ended 31.03.2016 ₹ ( '000)
<b>A</b>	<b>INCOME</b>			
1	Interest income		28,260	30,140
2	Miscellaneous income	F	593	1,132
	<b>Total</b>		<b>28,853</b>	<b>31,273</b>
<b>B</b>	<b>EXPENDITURE</b>			
1	Depreciation		18	20
	Excess of income over expenditure		28,835	31,253
	<b>Total</b>		<b>28,853</b>	<b>31,273</b>

Subject to our report of even date  
For S C Vasudeva & Co.,  
Chartered Accountants  
Firm Reg. No. 000235N

  
**Sanjiv Mohan**


(Partner)

M. No:086066

Date: 08.09.2017



For Thapar University

  
**Finance Officer**  
Thapar University  
Patiala-147 004

  
**Chairman, BOG**

  
**Registrar**

Registrar  
Thapar University,  
Patiala-147004 (Ph.)



	AS AT 31.03.2017	AS AT 31.03.2016
<b>Schedule A</b>		
<b>Capital Fund</b>		
Opening Balance	196,900	165,648
Add Excess of income over expenditure	28,835	31,253
<b>Total</b>	<b>225,736</b>	<b>196,900</b>
<b>Schedule B</b>		
<b>Specified Donations</b>		
Opening Balance	154,538	154,538
Received during the year	-	-
<b>Total</b>	<b>154,538</b>	<b>154,538</b>
<b>Schedule C</b>		
<b>Grant account</b>		
25% UGC Matching Grant		
Opening Balance	31,340	31,340
<b>Total</b>	<b>31,340</b>	<b>31,340</b>
<b>Schedule E</b>		
<b>Current Assets</b>		
Balance in SBOP Savings Bank A/c	841	3,628
Accrued interest	25,479	21,018
TDS Receivable	-	-
FDR with SBOP	371,532	347,168
<b>Total</b>	<b>397,852</b>	<b>371,814</b>
<b>Schedule F</b>		
<b>Miscellaneous income</b>		
Rental Income	569	604
Contribution from projects	24	528
	<b>593</b>	<b>1,132</b>



**SCHEDULE OF FIXED ASSETS (Corpus Fund)**

(Rs in '000)

Schedule D SN	Description of Assets	Gross Block		Sale/Del/ Adjust	Gross Block as on 31.03.2017	Depreciation		Net Block	
		Gross Block as on 01.04.2016	Addition Before 30.09.2016	Addition After 30.09.2016		Depreciation up to 01.04.2016	Depreciation for the year to 31.03.2017	Net Block 31.03.2017	Net Block 31.03.2016
1	Building	1,386	-	-	1,386	1,207	18	162	179
		1,386	-	-	1,386	1,207	18	162	179



**THAPAR UNIVERSITY, PATIALA**  
**UNIT- PROVIDENT FUND**

BALANCE SHEET AS AT 31ST MARCH, 2017

SN	PARTICULARS	SCH. NO	AS AT 31.03.2017 ₹ ( '000)	AS AT 31.03.2016 ₹ ( '000)
<b>A</b>	<b>SOURCE OF FUNDS</b>			
1	Current Liabilities	A	25,649	25,458
2	Inter Unit Balances -University		-	1,281
	<b>Total</b>		<b>25,649</b>	<b>26,739</b>
<b>B</b>	<b>APPLICATION OF FUNDS</b>			
1	Current Assets	B	630	26,739
2	Inter Unit Balances -University		25,019	
	<b>Total</b>		<b>25,649</b>	<b>26,739</b>

Subject to our report of even date  
For S C Vasudeva & Co.  
Chartered Accountants  
Firm Reg. No. 000235N

**Sanjiv Mohan**  
(Partner)

M. No:086066

Date: 08.09.2017



For Thapar University

**Finance Officer**  
Thapar University  
Patiala-147 004

**Registrar**

**Registrar**  
Thapar University,  
Patiala-147004 (Pb.)

**Chairman BOG**

	AS AT 31.03.2017	AS AT 31.03.2016
<b>Schedule A</b>		
<b>Current Liabilities</b>		
Staff Members Balance	1,133	1,133
Staff S P F A/c	3,817	3,817
Undistributed Interest	20,391	20,200
Unclaimed Balance	309	309
<b>Total</b>	<b>25,649</b>	<b>25,458</b>
<b>Schedule B</b>		
<b>Current Assets</b>		
Balance in Savings Bank A/c	202	22,042
Mess Society	359	359
<b>Staff S.P.F A/c</b>		
-Balance in Savings Bank A/c	69	4,338
<b>Total</b>	<b>630</b>	<b>26,739</b>




# THAPAR UNIVERSITY, PATIALA

## UNIT- STUDENT STIPEND

### BALANCE SHEET AS AT 31ST MARCH, 2017

SN	PARTICULARS	SCH. NO	AS AT 31.03.2017 ₹ ( '000)	AS AT 31.03.2016 ₹ ( '000)
<b>A</b>	<b>SOURCE OF FUNDS:</b>			
1	Scholarship Fund	A	8,975	6,049
2	Current Liabilities	B	2,123	2,003
3	Inter Unit Balances -University		(98)	505
	<b>Total</b>		<b>11,000</b>	<b>8,557</b>
<b>B</b>	<b>APPLICATION OF FUNDS</b>			
1	Current Assets	C	11,048	8,276
2	Scholarship receivable ( SCs post matric )		(48)	282
	<b>Total</b>		<b>11,000</b>	<b>8,557</b>

Subject to our report of even date  
For S C Vasudeva & Co.  
Chartered Accountants  
Firm Reg. No. 000235N

  
**Sanjiv Mohan**  
(Partner)  
M. No:086066  
Date: 08.09.2017



  
**Finance Officer**  
Thapar University  
Patiala-147 004

For Thapar University

  
**Registrar**  
Thapar University,  
Patiala-147004 (Pb.)

  
**Chairman, BOG**



	AS AT 31.03.2017	AS AT 31.03.2016
<b>Schedule A</b>		
<b>Scholarship Fund</b>		
Opening Balance	6,049	5,827
Add: Received during the year	2,506	-
Add: Interest received during the year	445	526
<b>Total</b>	<b>9,000</b>	<b>6,353</b>
Less: Paid during the year	25	304
<b>Closing Balance</b>	<b>8,975</b>	<b>6,049</b>

#### Schedule B

##### Current Liabilities

##### (i) Uncalimed Scholarship

National Merit Scholarship ( PB )	2	2
NCERT Merit Scholarship	14	14
Post Matric ( J&K)	16	16
Post Matric Scholarship (PB )	32	32
Post Matric Scholarship ( DTE, PB )	62	62
Stipend to BC students ( DPI )	2	2
Merit Scholarship (DPI, PB )	7	7
Guru Harikrishan Education Society	37	37
DTE, HP ( Sunder Nagar )	12	12
National Scholarship HR Edu HR	0	0
Scholarship DTE (HP) , Sunder Nagar	0	0
Scholarship Rotary Club	2	2
Scholarship DPI (PB)	99	99
DPI © PB, Chandigarh	2	2
Prem Sagar Gupta Scholarship	10	10
Kurukshetra University Scholarship	4	4
Scholarship Haryana Education Comm. CHD	5	5
Dist B C Welfare Officer Nalgo	8	8
Birsa Munda Tech Stipend A/c	54	54
Dist B C Welfare Officer Srikakulam	14	14
Post Matric Scholarship to OBC (PB)	121	121
Dipesh Chawla Memorial Scholarship	10	10
Sardarni Mohinder Kaur Memorial	10	10
Tuition freeship	773	773
Sudarshan Syngal Scholarship	20	20
Amirchand & Dewki Bai Batra Sch	10	10
Written off Balances	112	112
<b>Sub-total</b>	<b>1,436</b>	<b>1,436</b>



AS AT 31.03.2017

AS AT 31.03.2016

**(ii) Scholarship Payable**

J&K Scholarship	108	108
TU Merit cum means Scholarship	230	110
Central Sector Scholarship for top SC students	85	85
Post Matric Scholarship	-	-
Sacholarship from DWO, Bhagalpur	51	51
Sacholarship from DWO, Sirsa	155	155
Director Social Wel-fare Lucknow	52	52
NCERT Scholarship	6	6
<b>Sub-total</b>	<b>687</b>	<b>567</b>
<b>Total (i)+(ii)</b>	<b>2,123</b>	<b>2,003</b>

**Schedule C****Current Assets**

Balance with SBOP TU Student stipend A/c	2,092	2,225
Balance with TU Class 1965 Scholarship A/c	1,241	1,182
Balance with TU Class 1987 Scholarship A/c	2,027	1,929
Balance with TU Class 1962 Scholarship A/c	235	82
Balance with TU Vinod K Luthra 1962 A/c	171	114
Balance with TU Class 1962 Scholarship A/c-	5,246	2,740
Fixed deposits		
Interest Accrued	32	-
Others receivable	4	4
<b>Total</b>	<b>11,048</b>	<b>8,276</b>



**THAPAR UNIVERSITY, PATIALA**  
**UNIT- TIFAC-CORE**

**BALANCE SHEET AS AT 31ST MARCH, 2017**

SN	PARTICULARS	SCH. NO	AS AT 31.03.2017 ₹ ( '000)	AS AT 31.03.2016 ₹ ( '000)
<b>A</b>	<b>SOURCE OF FUNDS:</b>			
1	Capital Fund	A	(7,158)	(7,918)
2	Grant account		35,621	35,621
3	Industry Partners Fund		7,050	7,050
4	Current Liabilities	B	565	650
5	Inter Unit Balances -University		930	931
	<b>Total</b>		<b>37,008</b>	<b>36,334</b>
<b>B</b>	<b>APPLICATION OF FUNDS</b>			
1	Fixed Assets	C	67,860	67,860
	Less: Accumulated depreciation		55,603	53,535
			12,257	14,325
2	Current Assets	D	24,745	22,004
3	Loans & Advances	E	5	5
	<b>Total</b>		<b>37,008</b>	<b>36,334</b>
			(0)	0

Subject to our report of even date  
For S C Vasudeva & Co.  
Chartered Accountants  
Firm Reg. No. 000235N

  
**Sanjiv Mohan**  
(Partner)

M. No:086066

Date: 08.09.2017



For Thapar University

  
**Finance Officer**  
Thapar University  
Patiala-147 004

  
**Registrar**  
Thapar University,  
Patiala-147004 (Pb.)

  
**Chairman, BOG**

**THAPAR UNIVERSITY, PATIALA**  
**UNIT- TIFAC-CORE**

**INCOME & EXPENDITURE ACCOUNT FOR THE YEAR ENDED 31ST MARCH, 2017**

SN	PARTICULARS	SCH. NO	For Year ended 31.03.2017 ₹ ( '000)	For Year ended 31.03.2016 ₹ ( '000)
<b>A</b>	<b>INCOME</b>			
1	Income from Enterprise activities		6,131	6,745
2	Interest Income		1,964	1,947
	<b>Total</b>		<b>8,095</b>	<b>8,691</b>
<b>B</b>	<b>EXPENDITURE</b>			
1	Establishment Expenses		3,696	3,088
2	Operating Expenses	F	1,571	2,369
3	Depreciation	C	2,068	2,371
	Excess of income over expenditure		760	864
	<b>Total</b>		<b>8,095</b>	<b>8,691</b>

Notes forming part of Accounts

Subject to our report of even date  
For S C Vasudeva & Co.  
Chartered Accountants  
Firm Reg. No. 000235N

**Sanjiv Mohan**  
(Partner)

M. No:086066  
Date: 08.09.2017



Finance Officer  
Thapar University  
Patiala-147 004

**Finance Officer**

**Chairman, BOG**

**For Thapar University**

**Registrar**

Registrar  
Thapar University,  
Patiala-147004 (Pb.)

	AS AT 31.03.2017	AS AT 31.03.2016
<b>Schedule A</b>		
<b>Capital Fund</b>		
Opening Balance	(25,058)	(25,922)
Add: Excess income over Expenditure	760	864
<b>Total (A) 1</b>	<b>(24,298)</b>	<b>(25,058)</b>
<b>Contribution Fund</b>		
Building	13,595	13,595
Lab Equipments	3,546	3,546
<b>Total (B) 2</b>	<b>17,140</b>	<b>17,140</b>
<b>Grand Total (A+B)</b>	<b>(7,158)</b>	<b>(7,918)</b>
<b>Schedule B</b>		
<b>Current Liabilities</b>		
Sundry Creditors	565	280
Contractor's Security	-	28
Expenses Payable	-	343
<b>Total</b>	<b>565</b>	<b>650</b>





**SCHEDULE OF FIXED ASSETS (TIFAC-CORE)**

Schedule C		Gross Block					Depreciation		(Rs in '000)	
SN	Description of Assets	Gross Block as on 01.04.2016	Addition Before 30.09.2016	Addition After 30.09.2016	Sale/Del/ Adjust	Gross Block as on 31.03.2017	Depreciation up to 01.04.2016	Depreciation for the year Depreciation up to 31.03.2017	Net Block 31.03.2017	Net Block 31.03.2016
1	Office Building	13,595				13,595	12,195	12,335	1,259	1,395
2	Furnitures	1,330				1,330	1,112	1,134	196	218
3	Lab Equipments	51,118				51,118	39,300	41,073	10,045	11,818
4	Office Equipments	1,230				1,230	883	935	295	347
5	Misc Assets	587				587	44	125	461	543
Total		67,860	-	-	-	67,860	53,535	55,603	12,757	14,325



AS AT 31.03.2017

AS AT 31.03.2016

**Schedule D****Current Assets**

Balance with Savings Bank A/c	1,911	698
Fixed Deposits	22,477	20,239
Pre-paid Expenses	2	3
Accrued interest	355	1,063
<b>Total</b>	<b>24,745</b>	<b>22,004</b>

**Schedule E****Loans & Advances**

Advances Recoverable	5	5
<b>Total</b>	<b>5</b>	<b>5</b>

**Schedule F****Operating Expenses**

Consumable stores	545	767
Electricity Expenses	731	647
Insurance Expenses	8	13
Telephone Expenses	7	7
Repair & Maintenance	267	920
Printing & Stationery	12	13
Travelling expenses	-	2
Misc expenses	-	1
<b>Total</b>	<b>1,571</b>	<b>2,369</b>



**THAPAR UNIVERSITY, PATIALA**  
**UNIT-TEQIP(II)**  
**TEQIP**

**BALANCE SHEET AS AT 31ST MARCH, 2017**

SN	PARTICULARS	SCH. NO	AS AT 31.03.2017 ₹ ( '000)	AS AT 31.03.2016 ₹ ( '000)
<b>A</b>	<b>SOURCE OF FUNDS:</b>			
1	Project account	A	(66,599)	(62,200)
2	Capital Fund	B	2,606	1,762
3	Inter Unit Balances -University		77,712	74,039
	<b>Total</b>		<b>13,719</b>	<b>13,602</b>
<b>B</b>	<b>APPLICATION OF FUNDS</b>			
1	Current Assets	C	11,864	11,211
2	Loan & Advances	D	1,855	2,391
	<b>Total</b>		<b>13,719</b>	<b>13,602</b>
			(0)	-


Subject to our report of even date  
For S C Vasudeva & Co.  
Chartered Accountants  
Firm Reg. No. 000235N

  
**Sanjiv Mohan**  
(Partner)  
M. No:086066  
Date: 08.09.2017



For Thapar University

  
**Finance Officer**  
Thapar University  
Patiala-147 004

  
**Chairman BOG**

  
**Registrar**  
Registrar  
Thapar University,  
Patiala-147004 (Pb.)

**THAPAR UNIVERSITY, PATIALA**  
**UNIT-TEQIP(II)**  
**TEQIP**

**INCOME & EXPENDITURE ACCOUNT FOR THE YEAR ENDED 31ST MARCH, 2017**

SN	PARTICULARS	SCH. NO	For Year ended 31.03.2017 ₹ ( '000)	For Year ended 31.03.2016 ₹ ( '000)
<b>A</b>	<b>INCOME</b>			
	Interest Income		843	754
	<b>Total</b>		<b>843</b>	<b>754</b>
<b>B</b>	<b>EXPENDITURE</b>			
	Bank charges		-	3
	Excess of Income over Expenditure		843	752
	<b>Total</b>		<b>843</b>	<b>754</b>

Subject to our report of even date  
For S C Vasudeva & Co.  
Chartered Accountants  
Firm Reg. No. 000235N

**Sanjiv Mohan**  
(Partner)

M. No:086066  
Date: 08.09.2017



For Thapar University

**Finance Officer**  
Thapar University  
Patiala-147 004

**Registrar**  
Thapar University,  
Patiala-147004 (Pb.)

**Chairman BOG**

AS AT 31.03.2017 AS AT 31.03.2016

**Schedule A**

**Project account**

<b>Balance as on as 01.04.2016</b>	(62,200)	(50,022)
(including Matching Grant from University)		
<b>Add:</b>		
Grant received during the year (B)	-	-
Other Adjustments (C )	-	-
(Grant received for COE transferred)		
<b>Less: Grant Utilized during the year</b>		
A) Equipments and other assets Purchased		
-Equipment	1,258	166
<b>B) Other Expenses Incurred</b>		
Assistantship Expenses	2,318	10,784
Faculty & Staff Development	285	421
Incremental Operating Cost	425	713
R& D Expenses	114	93
<b>Total Expenses (D)</b>	<b>4,399</b>	<b>12,178</b>
<b>Balance (A+B+C-D)</b>	<b>(66,599)</b>	<b>(62,200)</b>

**Schedule B**

**Capital Fund**

Balance as on 01.04.2016	1,762	1,010
Add: Excess of Income over Expenditure	843	752
<b>Balance as on 31.03.2017</b>	<b>2,606</b>	<b>1,762</b>





AS AT 31.03.2017 AS AT 31.03.2016

**Schedule C**

**Current Assets**

Balance in Bank	63	162
Balance in Fixed Deposit	11,685	11,016
Accrued Interest	115	33
<b>Total</b>	<b>11,864</b>	<b>11,211</b>

**Schedule D**

**Loans & Advances**

Advance to Suppliers	1,799	1,974
Staff Advance	5	366
Balance in Imprest A/c	51	51
<b>Total</b>	<b>1,855</b>	<b>2,391</b>



**THAPAR UNIVERSITY, PATIALA**  
**UNIT-TEQIP(II)**  
**COE**

**BALANCE SHEET AS AT 31ST MARCH, 2017**

SN	PARTICULARS	SCH. NO	AS AT 31.03.2017	AS AT 31.03.2016
			₹	₹
<b>A</b>	<b>SOURCE OF FUNDS:</b>		('000)	('000)
1	Project account	A	5,988	6,612
2	Capital Fund	B	605	270
3	Current Liabilities	D	3	84
4	Inter Unit Balances -University		39	3
	<b>Total</b>		<b>6,634</b>	<b>6,968</b>
<b>B</b>	<b>APPLICATION OF FUNDS</b>			
1	Current Assets	C	6,634	6,968
	<b>Total</b>		<b>6,634</b>	<b>6,968</b>
			(0)	-

Subject to our report of even date  
For S C Vasudeva & Co.  
Chartered Accountants  
Firm Reg. No. 000235N

**Sanjiv Mohan**  
(Partner)  
M. No:086066  
Date: 08.09.2017



For Thapar University

**Sanjiv**  
**Finance Officer**  
**Thapar University**  
**Patiala-147 004**

**Registrar**  
**Thapar University**  
**Patiala-147004 (Pb.)**

**Chairman, BOG**

**THAPAR UNIVERSITY, PATIALA**  
**UNIT-TEQIP(II)**  
**COE**

**INCOME & EXPENDITURE ACCOUNT FOR THE YEAR ENDED 31ST MARCH, 2017**

SN	PARTICULARS	SCH. NO	For Year ended 31.03.2017 ₹ ( '000)	For Year ended 31.03.2016 ₹ ( '000)
<b>A</b>	<b>INCOME</b>			
	Interest Income		335	241
	<b>Total</b>		<b>335</b>	<b>241</b>
<b>B</b>	<b>EXPENDITURE</b>			
	Bank charges		-	-
	Excess of Income over Expenditure		335	241
	<b>Total</b>		<b>335</b>	<b>241</b>

Subject to our report of even date

For S C Vasudeva & Co.

Chartered Accountants

Firm Reg. No. 000235N

**Sanjiv Mohan**  
(Partner)

M. No:086066

Date: 08.09.2017



For Thapar University

**Sanjiv Mohan**  
Finance Officer  
Finance Officer  
Thapar University  
Patiala-147 004

**Registrar**

Registrar  
Thapar University  
Patiala-147004 (Pb.)

**R. N. Dhillon**  
Chairman, BOG

**Schedule A****Project account**

	AS AT 31.03.2017	AS AT 31.03.2016
Opening Fund	6,612	7,945
Grant received during the year (B)		
Other Adjustments (C)	-	-
(Grant received for COE transferred from TEQIP)		

**Less: Grant Utilized during the year****B) Other Expenses Incurred**

Assistantship	223	288
Faculty & Staff development	34	22
FSD Conference	-	27
IOC Expenses	9	238
Research & development expenses	62	758
Equipment	297	-
<b>Total Expenses (D)</b>	<b>624</b>	<b>1,333</b>
<b>Balance (A+B+C-D)</b>	<b>5,988</b>	<b>6,612</b>

**Schedule B****Capital Fund**

Opening Fund	270	29
Add: Excess of Income over Expenditure	335	241
<b>Balance as on 31.03.2016</b>	<b>605</b>	<b>270</b>

**Schedule C****Current Assets**

Balance in Bank- Saving A/c	6,634	6,968
<b>Total</b>	<b>6,634</b>	<b>6,968</b>

**Schedule D****Current Liabilities**

Expenses Payable	-	55
Sundry Creditors	3	29
<b>Total</b>	<b>3</b>	<b>84</b>



**Significant Accounting Policies and Notes to Accounts**

**A. SIGNIFICANT ACCOUNTING POLICIES**

**1. Accounting Convention**

Financial Statements are prepared under historical cost convention on accrual basis in accordance with the generally accepted accounting principles in India.

**2. Use of Estimates**

The preparation of financial statements in conformity with the generally accepted accounting principles requires management to make estimates and assumptions that affect the reported amounts of assets and liabilities as of the date of the financial statements and the reported amount of revenue and expenses during the reporting period. Difference between actual results and estimates are recognized in the period in which results materialize.

**3. Revenue Recognition**

**a) Fee Income**

Fee income from the students is recognized on accrual basis.

**b) Interest Income**

Interest income is recognized on a time proportion basis taking into account the amount outstanding and the rate applicable.

**c) Rental Income**

Rental Income is recognized on accrual basis.

**d) Testing and consultancy charges**

University share in the testing and consultancy is recognized as income when the confirmation from the concerned faculty is received that the assigned job is completed.

**e) Insurance Claims**

Revenue in respect of Insurance Claim is recognized when no significant uncertainty exists with regard to the amount to be realized and ultimate collection thereof.

**f) Donations / Grants**

(i) Donations/Grants received other than grants received for specific projects are recognized as income as and when received.

(ii) Grants received for specific projects are utilized for that project. The amount remaining unutilized at the close of the financial year is recognized as liability.

**4. Fixed Assets**

i) The fixed assets are stated at historical cost less accumulated depreciation.

ii) Cost of fixed assets comprises its purchase price and any attributable expenditure (both direct and indirect) for bringing an asset to its working condition for its intended use

**5. Depreciation**

The fixed assets are depreciated over the useful life of the assets. The useful life is based on the evaluation determined by the management. The useful life so determined corresponds to the rates prescribed by the Income Tax Rules, 1962. The depreciation is provided accordingly on written down value method on the rates so prescribed.





6. **Employee Benefits**

a) **Short Term Benefits:-**

Short term employee benefits are recognized as an expense on an undiscounted basis in the statement of Income and Expenditure of the year. These are recognized as expense in the period in which they arise.

b) **Post Employment Benefits :-**

I. **Provident Fund**

The University makes contribution to provident fund in accordance with Employees' Provident Fund and Miscellaneous Provision Act, 1952. The plan is a defined contribution plan and contribution paid or payable is recognized as an expense in the period in which services are rendered by the employee.

II. **Gratuity**

Provision for Gratuity is made for eligible employees under the provisions of the Payment of Gratuity Act, 1972 on the assumption that such eligible employees retire at the Balance Sheet date.

III. **Leave Encashment**

Provision for leave encashment is made for all employees on the assumption that all the employee retire at the Balance Sheet date.

7. **Leases**

Operating lease:

Lease rent in respect of assets taken under operating lease is recognized as an expense on straight line basis over the period of lease.

8. **Borrowing Cost**

Borrowing cost attributable to acquisitions and construction of assets are capitalized as a part of cost of such assets up to the date when such assets are ready for its intended use and other borrowing cost are charged to statement of Income and Expenditure.

9. **Investments**

Long term Investments are carried at cost less provisions, if any, for decline in value which is other than temporary.

Current investments are carried at lower of cost and fair value.

10. **Foreign Currency Transactions**

Foreign currency transactions are recorded on initial recognition in the reporting currency, by applying to the foreign currency amount the exchange rate between the reporting currency and the foreign currency as at the date of the transaction. Foreign currency monetary items outstanding at the close of accounting year are reported using closing rate. Exchange difference arising on the settlement of monetary items or on reporting the same at the closing rates as at the balance sheet date are recognized as income or expense in the period in which they arise.

11. **Provisions**

The University creates a provision when there is a present obligation as a result of a past event that probably requires an outflow of resources and a reliable estimate can be made of the amount of the obligation.



## 12. Contingent liabilities

A disclosure for a contingent liability is made when there is a possible obligation or a present obligation that may but probably will not require an outflow of resources. Disclosure is also made in respect of a present obligation of which there is a probability of outflows of resources, but it is not possible to make a reliable estimate of the related outflows.

### B. NOTES TO ACCOUNTS

1. As the income of the University is exempt under section 10(23C) (vi) of the Income Tax Act, 1961. Therefore provision for current tax has not been provided in the books of account.
2. Fixed deposits under the head 'Current Assets' at Schedule No. 11 includes fixed deposits amounting to Rs 7,96,820/- being pledged with the Hon'able Chief Judicial Magistrate, Patiala as a security towards cases pending against Punjab Pollution Control Board.
3. Previous year figures have also been regrouped/ reclassified wherever necessary to make them comparable with the current year figures.

As per our report of even date  
For S.C. Vasudeva & Co  
Chartered Accountants  
Firm Reg.No. 000235N

  
Sanjiv Mohan  
(Partner)  
M. No. 086066  
Date: 08.09.2017



For Thapar University

  
Finance Officer  
Thapar University  
Patiala-147004

  
Registrar

Registrar  
Thapar University,  
Patiala-147004 (P)

  
Chairman (BOG)

**THAPAR UNIVERSITY , PATIALA**

Computation of total income and expenditure for the financial year 2016-17 ( A/Y 2017-18)

**PAN: AAAAT4247P, Status: AOP**

(Rs,000)

<b>Total Income</b>	<b>2016-17</b>	
Total Income Side	1,649,526	
Less; Excess of expenditure over income	133,488	
<b>Total (A)</b>	<b>1,516,039</b>	
 <b>Income directly trf to corpus fund</b>		
NRI Student Fee	10,700	
PG Student Fee	119,044	
Development Fee	474,787	
Contribution from Thapar Education Trust	131	
Liquidated Damage Charges	1,960	
Development Fee-MBA	13,138	
Interest Income-SP	276	
Institute Overhead income-SP	4,274	
Testing & Consultancy income-SP	1,978	
Expenses-SP	-	
Interest Income-Scholarship fund	445	
Interest Income-AICTE-PG Scholarship Grant	124	
<b>Total (B)</b>	<b>626,857</b>	
 <b>Total Expenditure</b>		
Expense Side	1,649,526	
Add: Paid from Scholarship fund	25	
Add: Gratuity Paid during the year	10,871	
Add: Leave encashment Paid during the year	9,377	
Add: Provisions for expenses utilised	23,612	
Less: Depreciation	(270,964)	
Less: Provision for Gratuity	(22,952)	
Less: Provision for Leave encashment	(9,540)	
Less: Provision for expenses	(26,306)	
Add: Contributions not utilized in earlier years utilized in current year	489	
 Less: Contributions made during the year not utilized as on 31.03.2017	-	
<b>Total (C)</b>	<b>1,364,139</b>	
 <b>Addition in Fixed asset</b>	<b>570,118</b>	
<b>Increase/(decrease) in WIP</b>	<b>725,476</b>	
<b>Total (D)</b>	<b>1,295,594</b>	
 <b>Specified Donations Paid during the year (E)</b>	<b>-</b>	
 <b>Total Income (A+B)</b>	<b>2,142,896</b>	2,142,895,988
Less: 15%	-	
<b>To be Utilized</b>	<b>2,142,896</b>	
 <b>Total Utilization (C+D+E)</b>	<b>2,659,733</b>	2,659,732,770
 <b>Excess utilization</b>	<b>(516,837)</b>	